
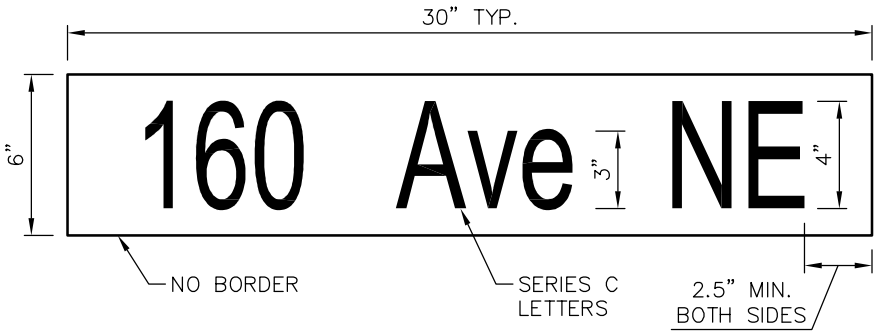


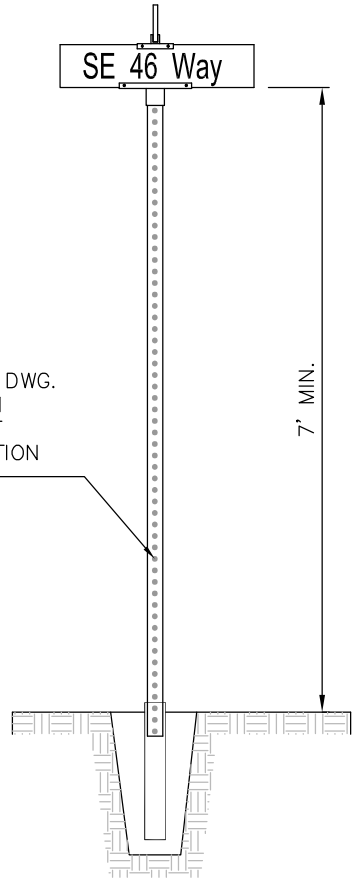
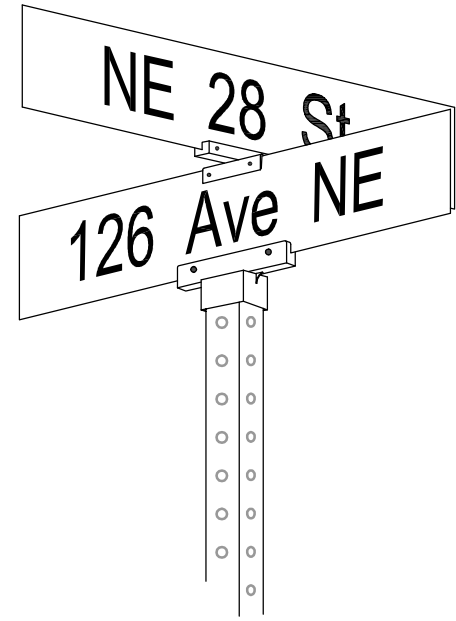
**ABBREVIATIONS:**

STREET = St  
 AVENUE = Ave  
 PLACE = Pl  
 WAY = Way OR Wy  
 BOULEVARD = Blvd  
 PARKWAY = Pkwy  
 LANE = Ln  
 COURT = Ct  
 DRIVE = Dr  
 ROAD = Rd  
 KEY = Key  
 CONNECTOR = Conn  
 CIRCLE = Cir  
 TERRACE = Ter



**NOTES:**

1. SIGNING MATERIAL AND FABRICATION SHALL BE IN ACCORDANCE WITH SECTION 9-28 OF THE WSDOT STANDARD SPECIFICATIONS, CURRENT EDITION.
2. TYPE 1 SIGNS SHALL BE WHITE LETTERING ON GREEN BACKGROUND, NO BORDER, DOUBLE-SIDED.
3. SIGN BLADE SHALL BE 6" EXTRUDED ALUMINUM, TREATED, EXCEPT 9" BLADE SHALL BE USED FOR STREET NAMES CONTAINING LOWER CASE LETTERS WITH DESCENDING STEMS OR TAILS (E.G., "g", "p", "y").
4. SIGN SHEETING SHALL BE 3M DIAMOND GRADE DG3 REFLECTIVE SHEETING SERIES 4000.
5. LETTERING SHALL BE FORMED USING 3M ELECTROCUT (EC) FILM SERIES 1170.
6. FONT SHALL BE HIGHWAY GOTHIC SERIES C, 4" UPPER AND LOWER CASE.
7. POSTS SHALL BE 2"x2" SQUARE STEEL POSTS AS PER STD DWG SG-100-1.
8. MOUNTING HARDWARE SHALL BE ZUMAR Z12RDSQ200EX CAP AND ZUMAR 812EX90X CROSSPIECE, OR APPROVED EQUAL.
9. LAYOUT OF NON-NUMBERED STREET NAME LETTERING (E.G., Newport Key, Vineyard Crest) WILL BE PROVIDED BY THE ENGINEER.



SEE STD. DWG.  
 SG-100-1  
 FOR POST  
 INSTALLATION  
 DETAILS

**TYPICAL INSTALLATION**



**STREET NAME SIGN – TYPE 1  
 NON-ARTERIAL STREET**

DRAWING NUMBER	SG-130-1
SCALE	NONE
REVISION DATE	12/17
DEPARTMENT	TRANS