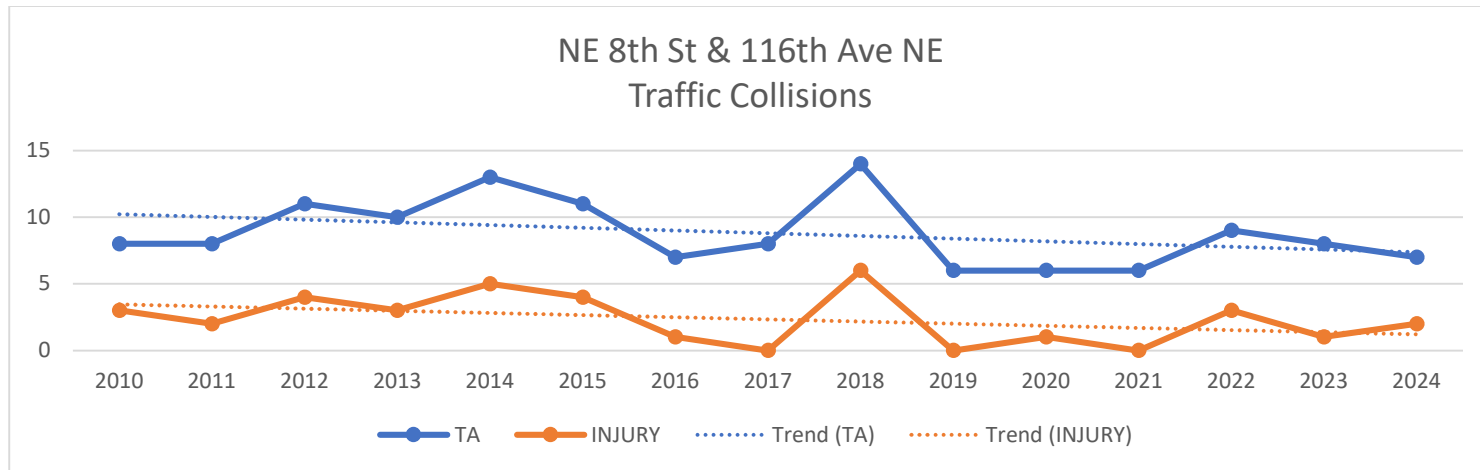


NE 8<sup>th</sup> St / 112<sup>th</sup> Ave NE

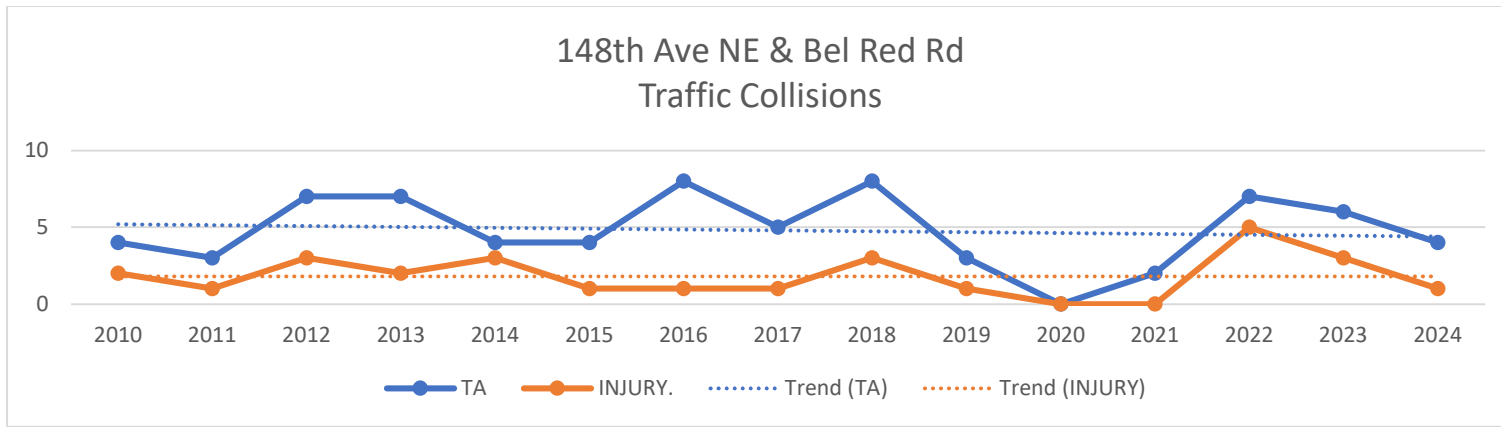
Year	TA	INJURY	PED/BIKE	RA	RE
2010	4			1	1
2011	9	1		3	5
2012	15	4		9	3
2013	11	1		5	3
2014	9	2		3	3
2015	9	1		2	3
2016	11	5	1	4	1
2017	11	2	1		3
2018	6	2	1		1
2019	10	6		4	2
2020	10	2		5	4
2021	13	5		8	3
2022	4			4	
2023	8	4		7	1
2024	11	2	1	6	5
<b>Total</b>	<b>141</b>	<b>37</b>	<b>4</b>	<b>61</b>	<b>38</b>

COLLISIONS AT PHOTO ENFORCED INTERSECTIONS – 2010-2024 (JAN-DEC)



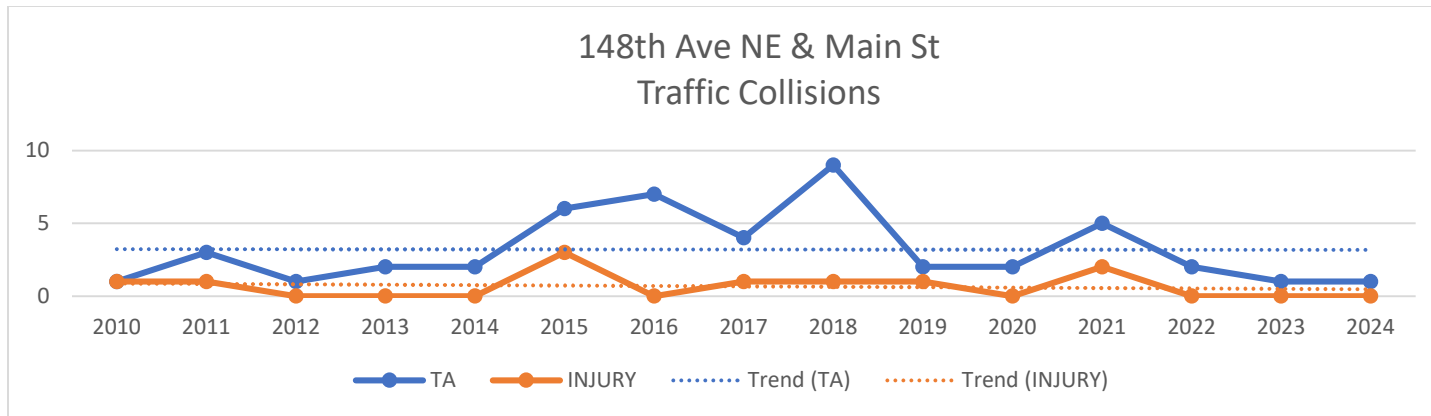
NE 8<sup>th</sup> St / 116<sup>th</sup> Ave NE

YEAR	TA	INJURY	PED/BIKE	RA	RE
2010	8	3		1	4
2011	8	2		2	3
2012	11	4		5	1
2013	10	3		2	2
2014	13	5		4	5
2015	11	4	2	1	6
2016	7	1		2	4
2017	8			2	3
2018	14	6		3	4
2019	6			2	3
2020	6	1		5	1
2021	6			3	2
2022	9	3		6	3
2023	8	1		5	3
2024	7	2	1	3	3
<b>Total</b>	<b>132</b>	<b>35</b>	<b>3</b>	<b>46</b>	<b>47</b>



148<sup>th</sup> Ave NE / Bel Red Rd

YEAR	TA	INJURY	PED/BIKE	RA	RE
2010	4	2			2
2011	3	1			2
2012	7	3	1	1	1
2013	7	2			3
2014	4	3		2	
2015	4	1			3
2016	8	1		2	2
2017	5	1			2
2018	8	3	1		1
2019	3	1		2	
2020	0	0			
2021	2	0		1	1
2022	7	5		6	1
2023	6	3		4	2
2024	4	1		2	2
<b>Total</b>	<b>72</b>	<b>27</b>	<b>2</b>	<b>20</b>	<b>22</b>



148<sup>th</sup> Ave NE / Main St

YEAR	TA	INJURY	PED/BIKE	RA	RE
2010	1	1			1
2011	3	1			1
2012	1				1
2013	2				1
2014	2				
2015	6	3	1	1	2
2016	7				3
2017	4	1	1		1
2018	9	1			1
2019	2	1			2
2020	2				2
2021	5	2		3	1
2022	2			1	1
2023	1			1	
2024	1			1	
<b>Total</b>	<b>48</b>	<b>10</b>	<b>2</b>	<b>7</b>	<b>17</b>

YEAR TOTALS

Total Collisions

2010	17
2011	23
2012	34
2013	30
2014	28
2015	30
2016	33
2017	28
2018	37
2019	21
2020	18
2021	26
2022	22
2023	23
2024	23

Total Injury Collisions

2010	6
2011	5
2012	11
2013	6
2014	10
2015	9
2016	7
2017	4
2018	12
2019	8
2020	3
2021	7
2022	8
2023	8
2024	5

Total Ped/Bike Collisions

2010	0
2011	0
2012	1
2013	0
2014	0
2015	3
2016	1
2017	2
2018	2
2019	0
2020	0
2021	0
2022	0
2023	0
2024	2

Total Right Angle/Rear End Collisions

YEAR	RA	RE
2010	2	8
2011	5	11
2012	15	6
2013	7	9
2014	9	8
2015	4	14
2016	8	10
2017	2	9
2018	3	7
2019	6	7
2020	10	7
2021	15	7
2022	17	5
2023	17	6
2024	12	10

COLLISIONS AT PHOTO ENFORCED INTERSECTIONS – 2010-2024 (JAN-DEC)

