



2023-2029 Adopted Capital Investment Program (CIP) Plan High Performance Government

The High Performance Government strategic target area consists of projects that are considered to be of general municipal benefit that promote healthy living in a safe, clean city. The perception of safety and good stewardship contributes to the success of businesses and neighborhoods. People are attracted to Bellevue because they see that the City is well managed and provides high levels of customer service.

Information technology (IT) investments include projects that are aligned with the City's Technology Strategic Plan and technology standards, encourage collaboration, identify low-cost repeatable solutions, and reduce the City's technical debt.

Fire station, facility, and City Hall investments provide for compliance with legal mandates, improve health and/or safety, and maintain the existing infrastructure to preserve the City's large capital facility investment, improve asset utilization, and support the delivery of City services and programs

Note: In adopting the 2023-2029 CIP, the City Council did not specifically identify projects to be funded by General Taxes vs. Bond Funding. Since both General Taxes and long-term general obligation bond proceeds are fungible means of project financing, some of the following project description pages have combined these funding sources into a single line. As the City enacts the adopted financing strategy, specific projects will be identified as recipients of the associated proceeds.

2023-2029 Adopted CIP: High Performance Government

Funded CIP Projects

CIP Plan Number	Project Title	\$ in 000s	
		2023-2029 Project Cost	Total Estimated Cost
G-01	COB Fuel System Replacement	\$ 5,500	\$ 7,911
G-59	JDE System Upgrade and Enhancements	824	17,229
G-94	Enterprise Application Replacement Reserve	16,500	20,400
G-107	Council Contingency	7,000	7,013
G-113	Facility Services Major Maintenance	14,489	19,575
G-115	City Fleet In-Ground Lift Replacement	83	1,208
G-116	Space Planning to Support Change at City Hall & BSC	900	1,300
PS-16	Fire Facility Maintenance	15,879	42,221
PS-64	Fire Station 10 (Levy)	101	27,201
PS-65	Fire Station 4 (Levy)	29,471	33,188
PS-66	Fire Station 5	5,617	18,117
PS-67	Fire Warehouse & Special Projects (Levy)	45	7,545
PS-68	Station 6 Renovations (Levy)	25,475	25,975
PW-W/B-49	Pedestrian Facilities Compliance Program	1,075	4,279
	Total High Performance Government	\$ 122,960	\$ 233,163

Combined, Completed Projects

CIP Plan Number	Project Title	\$ in 000s	
		2023-2029 Project Cost	Total Estimated Cost
CD-45	Mini City Hall Expansion	-	\$ 250
G-04	Hearing Assistance for Public Spaces	-	480
G-110	Citywide Security Improvements	-	450
PS-63	Fire Facility Master Plan	-	18,250
Total Combined, Completed Projects		-	\$ 19,430

G-01: City Fuel System Replacement

Category: High Performance Government

Status: Approved and Begun

Department: Finance & Asset Management

Location: Citywide

Programmed Expenditures

<u>Programmed Expenditures</u>	<u>Appropriated To Date</u>	<u>FY 2023 Budget</u>	<u>FY 2024 Budget</u>	<u>FY 2025 Budget</u>	<u>FY 2026 Budget</u>	<u>FY 2027 Budget</u>	<u>FY 2028 Budget</u>	<u>FY 2029 Budget</u>
7,911,000	2,411,000	1,500,000	1,500,000	800,000	850,000	850,000	-	-

Description and Scope

This proposal will replace 17 underground fuel storage tanks at nine of the City's fueling sites, including Bellevue Service Center, seven fire stations and City Hall. These tanks will enable fuel to be accessible for vehicles, equipment, and emergency generators so they can deliver services. Replacement reduces the potential risk of contaminants leaking into the environment and reduces the insurance deductible cost to the City should tanks experience issues. The nine sites will be scheduled out over a period generally matching their 30-year useful life.

Rationale

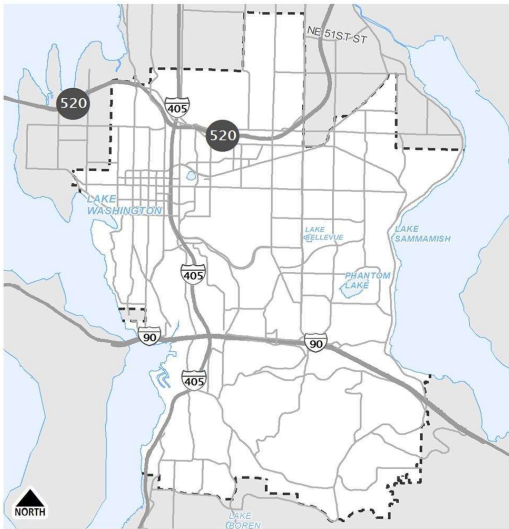
The City's existing tanks were installed over 16 years from 1989 to 2004 using CIP projects to replace equipment that no longer meet environmental regulatory requirements. These tanks support daily operations for all City departments as well as emergency operations for Police, Fire, Utilities, Parks, and Transportation. The existing tanks are reaching the end of their 30-year useful life and need to be replaced. Underground storage tanks have a 30-year warranty, which is how their useful life is determined, and as they reach the end of their warranty, insurance rates increase from \$10k deductible per leak incident to \$250k per incident.

Environmental Impacts

This proposal will replace the aging underground storage tank infrastructure, reducing the potential for environmental contamination from leaking tanks.

Operating Budget Impacts

Project Map



Schedule of Activities

<u>Project Activities</u>	<u>From - To</u>	<u>Amount</u>
Project Costs	Ongoing	7,911,000

Total Budgetary Cost Estimate: 7,911,000

Means of Financing

<u>Funding Source</u>	<u>Amount</u>
Retail Sales Tax	263,440
B&O Tax - Unrestricted	145,799
Transfers from Other City Funds	173,880
Misc revenue	7,327,881

Total Programmed Funding: 7,911,000

Future Funding Requirements: -

FY2023-2029

Comments

G-59: Finance and Asset Management/Human Resources Systems

Category: High Performance Government

Status: Ongoing

Department: Finance & Asset Management

Location: Citywide

Programmed Expenditures

<u>Programmed Expenditures</u>	<u>Appropriated To Date</u>	<u>FY 2023 Budget</u>	<u>FY 2024 Budget</u>	<u>FY 2025 Budget</u>	<u>FY 2026 Budget</u>	<u>FY 2027 Budget</u>	<u>FY 2028 Budget</u>	<u>FY 2029 Budget</u>
17,229,386	16,405,508	190,903	376,396	256,580	-	-	-	-

Description and Scope

This project originally provided for the replacement of the City's financial and human resources systems with the JD Edwards ERP system. The availability of funding for upgrades and enhancements is frequently necessary to achieve efficiencies identified during process improvement efforts. Remaining competitive by following industry best practices in a high demand market involves offering the workforce these essential tools to leverage their potential.

Rationale

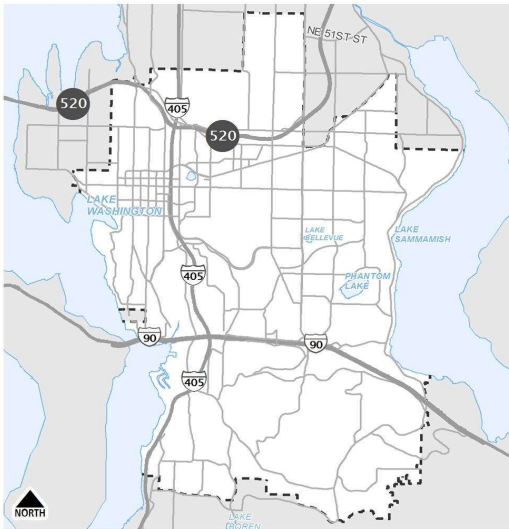
Stable and accurate Finance, Asset Management, and Human Resources Systems provide information required for financial planning, financial and asset management, and enabling the workforce to achieve their potential. The portfolio of FAM systems equips the department with the technology to perform financial and asset management and conduct our operations in a timely, consistent, and predictable manner.

Environmental Impacts

N/A

Operating Budget Impacts

Project Map



Schedule of Activities

Project Activities	From - To	Amount
Project Costs	Ongoing	17,229,386

Total Budgetary Cost Estimate: 17,229,386

Means of Financing

Funding Source	Amount
Retail Sales Tax	296,946
Transfers from Other City Funds	3,811,249
Investment Interest	195,733
Misc revenue	12,925,458

Total Programmed Funding: 17,229,386

Future Funding Requirements: -

FY2023-2029

Comments

G-94: Enterprise Application Replacement Reserve

Category: High Performance Government

Status: Ongoing

Department: Information Technology

Location: City Hall

Programmed Expenditures

<u>Programmed Expenditures</u>	<u>Appropriated To Date</u>	<u>FY 2023 Budget</u>	<u>FY 2024 Budget</u>	<u>FY 2025 Budget</u>	<u>FY 2026 Budget</u>	<u>FY 2027 Budget</u>	<u>FY 2028 Budget</u>	<u>FY 2029 Budget</u>
20,400,000	3,900,000	2,000,000	2,000,000	2,500,000	2,500,000	2,500,000	2,500,000	2,500,000

Description and Scope

This proposal supports Council vision of High-Performance Government, specifically the long-term financial strategy to respond to future operating and capital needs of the City.

The City of Bellevue relies on enterprise applications used by all staff and are necessary for the efficient and effective operation of the city. The Enterprise Application Replacement (EAR) Reserve is used as a financing mechanism to partially fund planned replacements of the Financial and Human Resources Information System (JD Edwards), the Enterprise Asset Management System (Maximo), the city-wide Point of Sale (POS) system, city website, and others. Collectively these applications cost around \$24 million to procure and implement in 2022 dollars. Inadequate replacement funding hampers the ability to respond to future business needs in an ever-changing technology industry. Most enterprise applications are moving to subscription models, which will require adjusted funding models in subsequent budget cycles.

Rationale

The fund was established for eventual replacement of enterprise systems, including JDE, Maximo, Point of Sale, the City website, and others. These enterprise applications, funded through the CIP and phased in over the past 10 years, have no established replacement funding, unlike departmental line-of-business applications and most IT equipment. All departments use these applications for critical functions, such as payroll, procurement, accounting, credit card payments, asset management, work order tracking, human resources, and more. The goal is to reasonably build up funding over time so that these major systems can be replaced when a strategic business shift is merited or at their end-of-life without creating undue fiscal stress on departmental operating budgets. The current implementation of JDE reaches the end of its useful life in 2030 and this CIP partially funds ERP system upgrade before the end of life is reached.

This proposal supports the City Council Vision of High-Performance Government. By allocating funds in this multi-year capital plan, the City reduces the downstream risk of designating large one-time funds for replacement of major business applications. An asset lifecycle management best practice is followed in planning for replacement and determining the long-term financial impact to ensure adequate financial resources to maintain investments and replace them as necessary. The replacement cost will differ from initial implementation costs resulting in a gap, but this reasonable approach of saving for replacement can mitigate the size of additional funding requests if needed.

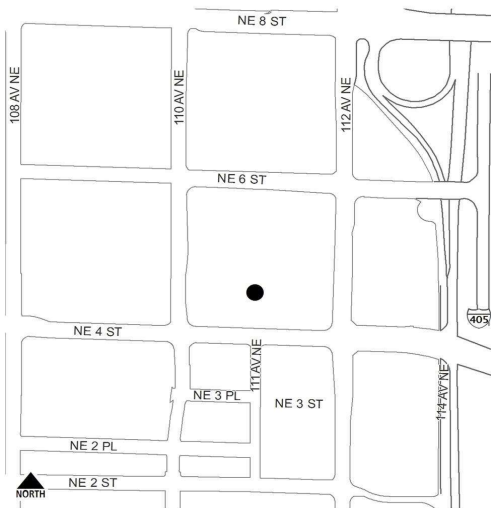
Setting aside a nominal replacement amount each year is fiscally prudent and in keeping with other replacement practices per Government Finance Officers Association (GFOA) Asset Maintenance and Replacement best practices (2010). The EAR fund positively influences the City's AAA bond rating (Standard & Poor's and Moody's, 2017) that recognizes the city's careful oversight and fiscal stewardship on behalf of the public.

Environmental Impacts

NA

Operating Budget Impacts

Project Map



Schedule of Activities

<u>Project Activities</u>	<u>From - To</u>	<u>Amount</u>
Project Costs	Ongoing	20,400,000

Total Budgetary Cost Estimate: 20,400,000

Means of Financing

<u>Funding Source</u>	<u>Amount</u>
Retail Sales Tax	1,849,038
B&O Tax - Unrestricted	188,354
Investment Interest	47,143
Misc revenue	18,315,465

Total Programmed Funding: 20,400,000

Future Funding Requirements: -

FY2023-2029

Comments

G-107: Council Contingency

Category: High Performance Government

Status: Ongoing

Department: Finance & Asset Management

Location: Citywide

Programmed Expenditures

<u>Programmed Expenditures</u>	<u>Appropriated To Date</u>	<u>FY 2023 Budget</u>	<u>FY 2024 Budget</u>	<u>FY 2025 Budget</u>	<u>FY 2026 Budget</u>	<u>FY 2027 Budget</u>	<u>FY 2028 Budget</u>	<u>FY 2029 Budget</u>
7,013,485	13,485	1,000,000	1,000,000	1,000,000	1,000,000	1,000,000	1,000,000	1,000,000

Description and Scope

This CIP project is a placeholder of CIP funding for Council Contingency projects that the City Council may identify.

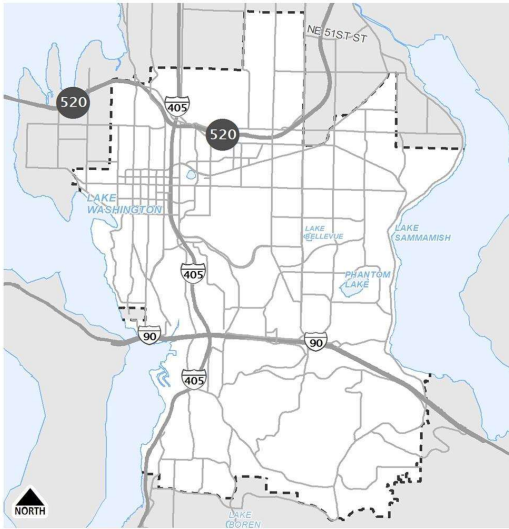
Rationale

Any unexpended appropriations from prior fiscal biennium will not be carried forward.

Environmental Impacts

Operating Budget Impacts

Project Map



Schedule of Activities

<u>Project Activities</u>	<u>From - To</u>	<u>Amount</u>
Project Costs	Ongoing	7,013,485

Total Budgetary Cost Estimate: 7,013,485

Means of Financing

<u>Funding Source</u>	<u>Amount</u>
Retail Sales Tax	262
B&O Tax - Unrestricted	13,223
Misc revenue	7,000,000

Total Programmed Funding: 7,013,485

Future Funding Requirements: -

FY2023-2029

Comments

G-113: Facility Operations Major Maintenance Plan

Category: High Performance Government

Status: Ongoing

Department: Finance & Asset Management

Location: City Hall

Programmed Expenditures

<u>Programmed Expenditures</u>	<u>Appropriated To Date</u>	<u>FY 2023 Budget</u>	<u>FY 2024 Budget</u>	<u>FY 2025 Budget</u>	<u>FY 2026 Budget</u>	<u>FY 2027 Budget</u>	<u>FY 2028 Budget</u>	<u>FY 2029 Budget</u>
19,575,056	5,085,761	2,835,884	2,586,144	4,189,758	485,736	1,127,064	1,482,464	1,782,246

Description and Scope

Projects in the Major Maintenance Plan include equipment & building system replacements, repairs and upgrades, major building remodels, and projects to improve energy efficiency at City Hall and the Bellevue Service Center that are beyond the scope of normal maintenance and operations. In 2020, an updated professional facilities condition assessment was conducted to evaluate the current condition of building structures, site pavement, roofing, building envelopes, and equipment. The current proposed CIP budget incorporates the information from this assessment, which identified high priority projects and a recommendation time frame for completion. Projects have been planned in each year to address the highest priorities. The updated budget numbers reflect the planned project list. The budget also includes funding in each year for energy efficiency, interior, and ADA projects.

Rationale

This proposal addresses necessary major maintenance projects, life-cycle replacements, unexpected major repairs, energy conservation projects, and safety and accessibility issues at City Hall and the Bellevue Service Center. The proposal has been established in response to the high priority the City has placed on maintaining these sites given their strategic value in the delivery of services. Funding the proposal ensures we continue to address major maintenance work at these facilities in a methodical, safe, and responsible manner and provide for the most effective and efficient use of the facilities. The major repairs and improvements accomplished through this proposal will maintain or enhance the operating condition of these primary City facilities and preserve and extend the useful life of these buildings.

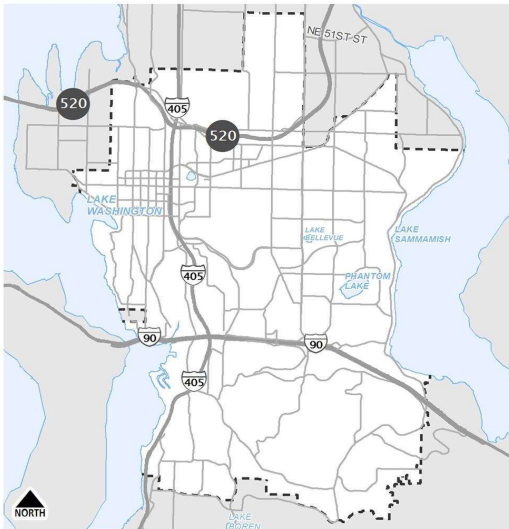
This major maintenance fund intends to ensure 100% operational uptime for City Hall and the Bellevue Service Center, both primary hubs for the deployment of general City services. It is necessary to maintain and replace mechanical, electrical, plumbing, roofs, exterior envelope, and related systems required for the daily high-performance operation of these buildings

Environmental Impacts

This proposal funds projects that are primarily major maintenance and safety-oriented which are implemented on previously improved right of way, so environmental issues are minimal and are addressed as appropriate on a location-by-location basis.

Operating Budget Impacts

Project Map



Schedule of Activities

<u>Project Activities</u>	<u>From - To</u>	<u>Amount</u>
Project Costs	Ongoing	19,575,056
Total Budgetary Cost Estimate:		19,575,056
Means of Financing		
<u>Funding Source</u>	<u>Amount</u>	
Grant	7,821	
Transfers from Other City Funds	19,567,235	
Total Programmed Funding:	19,575,056	
Future Funding Requirements:	-	

FY2023-2029

Comments

G-115: City Fleet In-Ground Lift Replacement

Category: High Performance Government

Status: Approved and Begun

Department: Finance & Asset Management

Location: Bellevue Service Center (BSC)

Programmed Expenditures

<u>Programmed Expenditures</u>	<u>Appropriated To Date</u>	<u>FY 2023 Budget</u>	<u>FY 2024 Budget</u>	<u>FY 2025 Budget</u>	<u>FY 2026 Budget</u>	<u>FY 2027 Budget</u>	<u>FY 2028 Budget</u>	<u>FY 2029 Budget</u>
1,208,000	1,125,000	83,000	-	-	-	-	-	-

Description and Scope

Replacement of 6 in-ground, hydraulically operated vehicle and equipment lift systems. This project involves the removal of the old systems and preparation and installation of the new systems, including architectural details, permits, project management, concrete slab cut/pour, and electrical work.

Rationale

The lift systems reside in concrete vaults built below grade. They utilize large hydraulic cylinders that emerge from the vaults and engage the undercarriage of the vehicle. They are used to raise vehicles/equipment to specific heights that allow technicians and the tools used in the repair the best and most efficient access to the work area. The lifts are an essential and indispensable tool for our business and key to servicing the City's fleet. The success of the City's fleet maintenance and repair program relies on having the correct number of these systems and those systems being in sound working order. Two lifts per technician is the industry standard and the City has 1.8. Further reduction of lifts per technician would diminish our ability to effectively perform work and result in service delays. In 2019, two lift systems in our shop failed. In both cases, the cost of repairs was not justified, and they were replaced with newer, more modern systems. We have six lifts remaining that are the same age as those that failed. It can be reasoned that the remaining lifts are on 'borrowed' time and moving forward, we will continue to experience similar critical failures. When a lift system fails, it creates production bottlenecks and diminishes our capacity for processing work in-house. Vendors are then used for the overflow. Vendors are more costly and equipment downtime increases as it leaves us susceptible to the vendors' priorities and timetables. In addition, when lifts are down, technicians spend more time shuttling equipment back and forth to vendors, further reducing technician productivity and availability for addressing other repairs. As the remaining lifts fail, they will need to remain out-of-service until replacement funding is sourced.

ADDITIONAL RATIONALE:

- Manufacturers of these lift systems recommend a useful life of 20-25 years; ours are approx. 31 years old.
- The Automotive Lift Institute (ALI) endorses manufacturers' replacement recommendations. ALI is the only national organization accredited by the American National Standards Institute (ANSI) to inspect and certify automotive and heavy equipment lifts.
- OSHA does not have specific standards for lift systems but states "an employer is under obligation to provide a workplace that is free from recognized hazards likely to cause death or serious physical harm" and "national standards or manufacturers' recommendations may be used as evidence."
- After experiencing two failures in 2019, we asked three different outside professionals for replacement recommendations. Each agreed the remaining lifts are currently serviceable although they don't know for how long, and that an immediate plan should be in place for their replacement.
- These lift systems are always in use. The safety implications of a failure of any segment cannot be overstated.

Environmental Impacts

Modern lift systems are designed to promote environmental stewardship through increased efficiencies, such as a reduced footprint, superior containment attributes, and ability for relocation (mobile systems). It's anticipated that there will be no adverse environmental impacts. Project-specific environmental determination will be made in conjunction with the final phase of the project.

Operating Budget Impacts

Project Map



Schedule of Activities

<u>Project Activities</u>	<u>From - To</u>	<u>Amount</u>
Project Costs	Ongoing	1,208,000
Total Budgetary Cost Estimate:		1,208,000
Means of Financing		
Funding Source		Amount
Misc revenue		1,208,000
Total Programmed Funding:		1,208,000
Future Funding Requirements:		-

FY2023-2029

Comments

G-116: Space Planning to Support Change at City Hall & BSC

Category: High Performance Government Status: Ongoing
 Department: Finance & Asset Management Location: City Hall

Programmed Expenditures

<u>Programmed Expenditures</u>	<u>Appropriated To Date</u>	<u>FY 2023 Budget</u>	<u>FY 2024 Budget</u>	<u>FY 2025 Budget</u>	<u>FY 2026 Budget</u>	<u>FY 2027 Budget</u>	<u>FY 2028 Budget</u>	<u>FY 2029 Budget</u>
1,300,000	400,000	300,000	300,000	300,000	-	-	-	-

Description and Scope

This proposal funds the implementation of the recommendations for new space types to allow for greater collaboration onsite and space types to enhance the productivity of staff that utilizes the facilities periodically and flexible to match new mobility needs. This proposal is requesting ongoing funding for the planning, design, construction, and change management services to support the conversion of space from seating and storage, to conference, collaboration and shared productive space across City Hall.

The scope will include: modifications to existing HVAC and electrical systems, infrastructure additions to support IT provided equipment in conference rooms and collaboration spaces, additional lighting plans, office furniture and fixtures in common areas (where existing is not able to be repurposed), updates to existing restrooms and fit/finish updates in impacted areas.

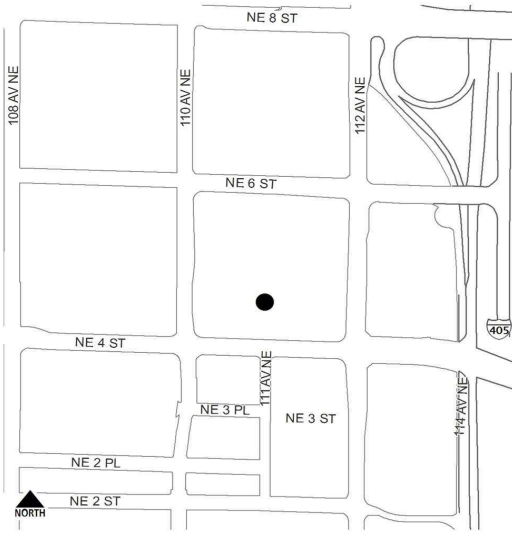
Rationale

Environmental Impacts

N/A

Operating Budget Impacts

Project Map



Schedule of Activities

<u>Project Activities</u>	<u>From - To</u>	<u>Amount</u>
Project Costs	Ongoing	1,300,000

Total Budgetary Cost Estimate: 1,300,000

Means of Financing

<u>Funding Source</u>	<u>Amount</u>
Misc revenue	1,300,000

Total Programmed Funding: 1,300,000

Future Funding Requirements: -

FY2023-2029

Comments

PS-16: Fire Facility Major Maintenance

Category: High Performance Government

Status: Approved and Begun

Department: Fire

Location: Citywide

Programmed Expenditures

<u>Programmed Expenditures</u>	<u>Appropriated To Date</u>	<u>FY 2023 Budget</u>	<u>FY 2024 Budget</u>	<u>FY 2025 Budget</u>	<u>FY 2026 Budget</u>	<u>FY 2027 Budget</u>	<u>FY 2028 Budget</u>	<u>FY 2029 Budget</u>
42,220,686	26,342,017	2,147,137	2,474,538	2,255,894	2,227,628	2,200,125	2,257,328	2,316,019

Description and Scope

This proposal provides funding for major repairs and/or upgrades required at 9 Fire Stations and the Public Safety Training Center (PSTC) which are not of sufficient magnitude to warrant a separate capital investment project. The facilities are unique and have special requirements necessary to operate efficiently and respond to fire and medical emergencies twenty-four hours a day, seven days a week. The Fire Department Long Range Facility Plan and facility survey documented numerous deferred maintenance issues and facility renovations needed to stop the deterioration of fire facilities and provide for the safety of personnel. While the annual allocation was raised in the last budget cycle from \$1M to \$2M, it is not sufficient to adequately maintain the remaining aging fire stations and training center. This includes an incremental increase of funding annually to move towards the maintenance plan to extend the safe occupancy of existing fire station facilities.

Rationale

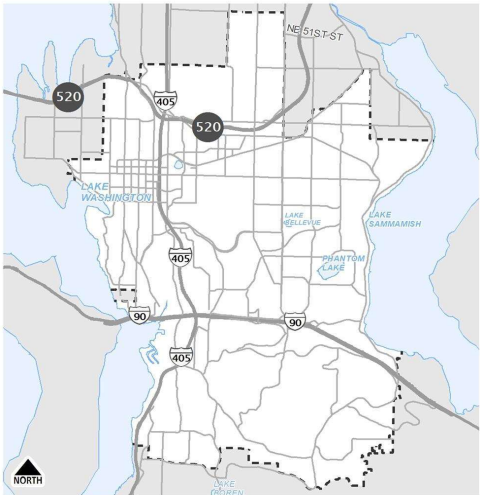
This project addresses needed improvements and safety issues in all fire stations and the public safety training center. Project has been established in response to the high priority the city has placed on maintaining current facilities safely and responsibly and providing for the most effective and efficient use of the facilities. The repairs and improvements accomplished through this project will maintain and enhance the condition of city facilities, increase firefighter safety, and preserve the city's capital investment in its buildings. Preserving existing capital infrastructure before building new facilities is a critical element of the city's financial policy XI: I. While the Fire Levy was approved to replace two fire stations and build a new urban fire station, there is continuous maintenance required on the remaining fire facilities for them to function at service level minimums. The remaining fire stations have an average age of 30 and should last 50 years, meaning funding is needed to pay for the critical infrastructure, functionality, health and safety and community components to last another 20 years before replacement is warranted. A lack of consistent facility funding results in catastrophic building failure and will warrant a full fire station replacement sooner than expected. An example of this is the planned exterior siding and window replacement of FS6. Poor roof, brick and window maintenance now requires the city to invest approximately 75% of its annual fire major maintenance CIP funds into one single project to maintain its exterior integrity. The current Run-to-Fail funding strategy is not proactive but reactive, is not the most efficient use of funds and resources and is not preserving the existing infrastructure.

Environmental Impacts

This program will have no significant impact on operating expenditures.

Operating Budget Impacts

Project Map



Schedule of Activities

<u>Project Activities</u>	<u>From - To</u>	<u>Amount</u>
Project Costs	Ongoing	42,220,686

Total Budgetary Cost Estimate: 42,220,686

Means of Financing

<u>Funding Source</u>	<u>Amount</u>
B&O Tax - Unrestricted	7,084,161
Grant	121,179
Interlocal	3,118,893
Charges for Services	1,477
Private Contributions	16,115
Transfers from Other City Funds	442,140
Investment Interest	226,531
Misc revenue	31,183,439
Sale of Fixed Assets	26,751

Total Programmed Funding: 42,220,686

Future Funding Requirements: -

PS-64: Fire Station 10 (Levy)

Category: High Performance Government

Status: Approved and Begun

Department: Fire

Location: Downtown

Programmed Expenditures

<u>Programmed Expenditures</u>	<u>Appropriated To Date</u>	<u>FY 2023 Budget</u>	<u>FY 2024 Budget</u>	<u>FY 2025 Budget</u>	<u>FY 2026 Budget</u>	<u>FY 2027 Budget</u>	<u>FY 2028 Budget</u>	<u>FY 2029 Budget</u>
43,468,175	27,100,000	14,040,274	2,327,901	-	-	-	-	-

Description and Scope

The downtown has a majority of high-rises in the city and high-rise development is continuing at a fast pace. In the next decade, it is expected that the downtown area will have a significant increase in jobs and residential population. The location of the new fire station in the downtown area will address current response shortfalls and will ensure the maintenance of current emergency service levels as the area develops and grows higher and denser. When selecting a design for Fire Station 10, the following key elements play a factor:

- Current and projected population and call volume growth in the city;
- Emergency response time patterns;
- Protecting the health and safety of firefighters;
- Ability to maintain operational effectiveness during all types of emergencies; and,
- Meeting current regulations, industry standards, and Best Practices for fire station design.

Rationale

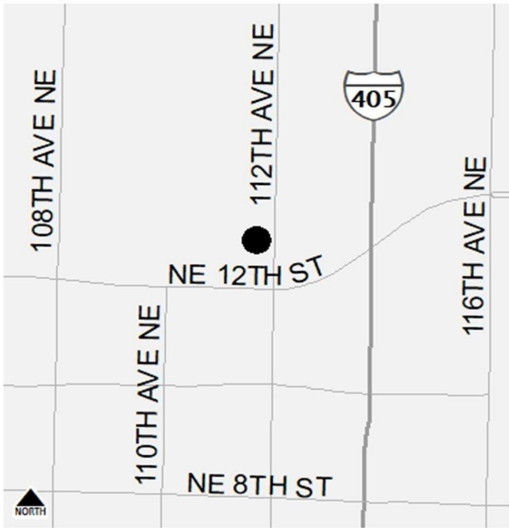
Maintaining emergency response capabilities, providing a healthy and safe working environment for fire personnel, and providing adequate training facilities for firefighters is directly related to the Key Community Indicator described as a community that is prepared for and responds to emergencies.

Environmental Impacts

This program will have no significant impact on operating expenditures.

Operating Budget Impacts

Project Map



Schedule of Activities

<u>Project Activities</u>	<u>From - To</u>	<u>Amount</u>
Project Costs	Ongoing	43,468,175

Total Budgetary Cost Estimate: 43,468,175

Means of Financing

<u>Funding Source</u>	<u>Amount</u>
Fire Levy	39,951,175
Transfers from Other City Funds	3,517,000

Total Programmed Funding: 43,468,175

Future Funding Requirements: -

FY2023-2029

Comments

PS-65: Fire Station 4 (Levy)

Category: High Performance Government

Status: Ongoing

Department: Fire

Location: Eastgate & Factoria

Programmed Expenditures

<u>Programmed Expenditures</u>	<u>Appropriated To Date</u>	<u>FY 2023 Budget</u>	<u>FY 2024 Budget</u>	<u>FY 2025 Budget</u>	<u>FY 2026 Budget</u>	<u>FY 2027 Budget</u>	<u>FY 2028 Budget</u>	<u>FY 2029 Budget</u>
20,437,536	3,716,706	(3,139,101)	5,217,936	6,772,838	7,869,157	-	-	-

Description and Scope

Provides funding to relocate Fire Station 4 where site limitations preclude reconfiguration or expansion at the existing location. Due to continued growth throughout the city, Fire Station 4 has been designated as a future taskforce station (Battalion Chief, engine company, and ladder company). This designation requires additional space to house more emergency response units. Relocation of Battalion Commander to new Fire Station 4 and new Fire Station 10 provides for improved ladder company and incident command response in addition to improving the department's ability to establish an effective firefighting force for larger incidents in areas that have the highest projected growth and density - Downtown, Bel-Red, and Factoria.

Site selection considers the following elements:

- Population projections
- Emergency response time
- Health & safety of firefighters
- Operational Effectiveness
- Regulations, standards & best practices
- Design to Essential Public Facilities standard

Rationale

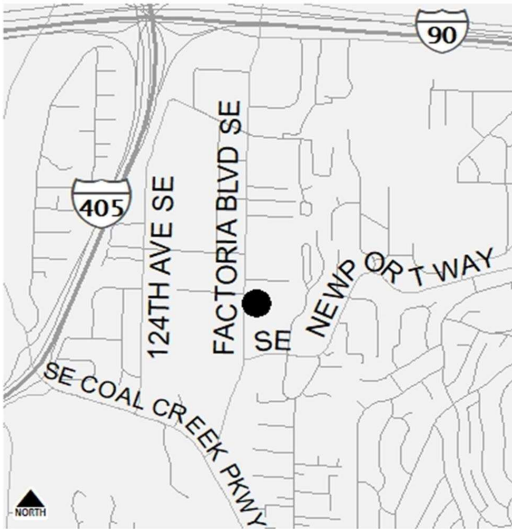
Maintaining emergency response capabilities, providing a healthy and safe working environment for fire personnel, and providing adequate training facilities for firefighters is directly related to the Key Community Indicator described as a community that is prepared for and responds to emergencies.

Environmental Impacts

This program will have no significant impact on operating expenditures.

Operating Budget Impacts

Project Map



Schedule of Activities

<u>Project Activities</u>	<u>From - To</u>	<u>Amount</u>
Project Costs	Ongoing	20,437,536
Total Budgetary Cost Estimate:		20,437,536
Means of Financing		
<u>Funding Source</u>	<u>Amount</u>	
Fire Levy	20,437,536	
Total Programmed Funding:		20,437,536
Future Funding Requirements:		-

FY2023-2029

Comments

PS-66: Fire Station 5

Category: High Performance Government

Status: Ongoing

Department: Fire

Location: Northwest Bellevue

Programmed Expenditures

<u>Programmed Expenditures</u>	<u>Appropriated To Date</u>	<u>FY 2023 Budget</u>	<u>FY 2024 Budget</u>	<u>FY 2025 Budget</u>	<u>FY 2026 Budget</u>	<u>FY 2027 Budget</u>	<u>FY 2028 Budget</u>	<u>FY 2029 Budget</u>
18,117,267	12,500,000	-	1,671,759	2,805,043	1,140,465	-	-	-

Description and Scope

The Bellevue City Council authorized the development of a Fire Facility Master Plan to meet the changing emergency response needs of the community. The Fire Facility Master Plan was published in May 2014. The consultant study analyzed population, fire risk, service demand, emergency response performance, firefighter health & safety, operations, training requirements, and functional space needs at nine fire stations and the Public Safety Training Center. Due to fiscal constraints, only the most critical needs were funded in the PS-63 project. One of the most critical needs identified in the study was rebuilding Fire Station 5.

Rationale

Maintaining emergency response capabilities and providing adequate training facilities for firefighters is directly related to the Key Community Indicator described as a community that is prepared for and responds to emergencies.

Environmental Impacts

The new fire station will be designed to promote environmental stewardship through increased efficiencies and/or the purchase of environmentally recommended products.

Operating Budget Impacts

Project Map



Schedule of Activities

Project Activities	From - To	Amount
Project Costs	Ongoing	18,117,267

Total Budgetary Cost Estimate: 18,117,267

Means of Financing

Funding Source	Amount
Misc revenue	18,117,267

Total Programmed Funding: 18,117,267

Future Funding Requirements: -

FY2023-2029

Comments

PS-67: Fire Warehouse & Special Projects (Levy)

Category: High Performance Government

Status: Ongoing

Department: Fire

Location: Citywide

Programmed Expenditures

<u>Programmed Expenditures</u>	<u>Appropriated To Date</u>	<u>FY 2023 Budget</u>	<u>FY 2024 Budget</u>	<u>FY 2025 Budget</u>	<u>FY 2026 Budget</u>	<u>FY 2027 Budget</u>	<u>FY 2028 Budget</u>	<u>FY 2029 Budget</u>
7,545,415	7,500,000	-	45,415	-	-	-	-	-

Description and Scope

This proposal would allow for the first right of refusal for the existing warehouse and property adjacent to the current training center. This acquisition would allow the BFD to make positive strides in fulfilling the Fire Facility Master Plan. The warehouse would support other station renovations, the training center as well as being a central warehouse for equipment and supplies.

Rationale

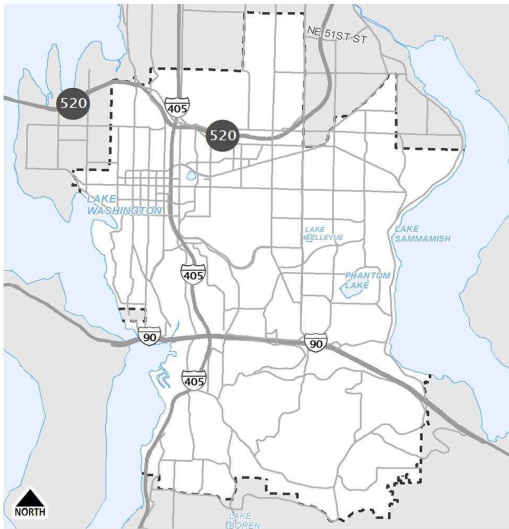
It is important to note that the Warehouse/Special Projects will enable the special projects from individual stations to relocate here to vacate space needed to create bunker gear storage, decontamination area, etc. These remodels will address both operational and fire fighter health and safety. Without the warehouse, the city cannot start the individual station remodels. Maintaining emergency response capabilities and providing adequate training facilities for firefighters is important for a community that is prepared for and responds to emergencies.

Environmental Impacts

This program will have no significant impact on operating expenditures.

Operating Budget Impacts

Project Map



Schedule of Activities

<u>Project Activities</u>	<u>From - To</u>	<u>Amount</u>
Project Costs	Ongoing	7,545,415

Total Budgetary Cost Estimate: 7,545,415

Means of Financing

<u>Funding Source</u>	<u>Amount</u>
Fire Levy	7,545,415
Total Programmed Funding:	7,545,415
Future Funding Requirements:	-

FY2023-2029

Comments

PS-68: Station 6 Renovations

Category: High Performance Government

Status: Approved and Begun

Department: Fire

Location: BelRed

Programmed Expenditures

<u>Programmed Expenditures</u>	<u>Appropriated To Date</u>	<u>FY 2023 Budget</u>	<u>FY 2024 Budget</u>	<u>FY 2025 Budget</u>	<u>FY 2026 Budget</u>	<u>FY 2027 Budget</u>	<u>FY 2028 Budget</u>	<u>FY 2029 Budget</u>
25,975,063	500,000	-	-	954,963	-	8,016,364	8,170,588	8,333,148

Description and Scope

This project provides funding for a feasibility study to determine site layout, design, and construction of Fire Station 6, which was constructed in 1983. Due to limited site capacity, the design will incorporate current best practices to improve firefighter health and wellness and the operational work efficiency of the department by including a dedicated bunker gear storage room, a dedicated medical clean-up and medical supply storage room, individual sleeping quarters and inclusive restroom facilities, an appropriately sized fitness room, and a dedicated in-house training space.

Rationale

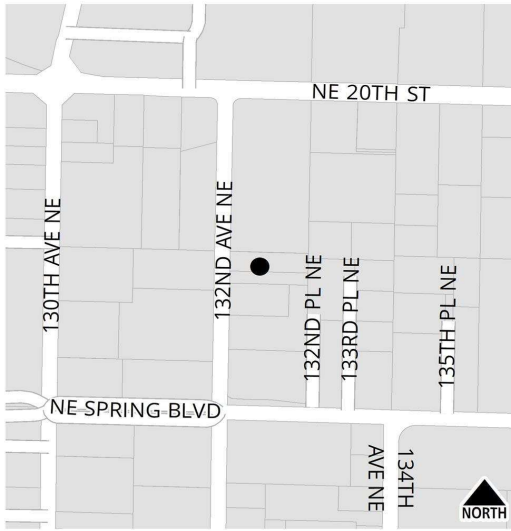
Maintaining emergency response capabilities, providing a healthy and safe working environment for fire personnel, and providing adequate training facilities for firefighters is directly related to the Key Community Indicator described as a community that is prepared for and responds to emergencies.

Environmental Impacts

This program will have no significant impact on operating expenditures.

Operating Budget Impacts

Project Map



Schedule of Activities

<u>Project Activities</u>	<u>From - To</u>	<u>Amount</u>
Project Costs	1/1/2025-	25,975,063

Total Budgetary Cost Estimate: 25,975,063

Means of Financing

<u>Funding Source</u>	<u>Amount</u>
Fire Levy	25,975,063
Total Programmed Funding:	25,975,063
Future Funding Requirements:	-

FY2023-2029

Comments

PW-W/B-49: Pedestrian Facilities Compliance Program

Category: High Performance Government

Status: Ongoing

Department: Transportation

Location: Citywide

Programmed Expenditures

<u>Programmed Expenditures</u>	<u>Appropriated To Date</u>	<u>FY 2023 Budget</u>	<u>FY 2024 Budget</u>	<u>FY 2025 Budget</u>	<u>FY 2026 Budget</u>	<u>FY 2027 Budget</u>	<u>FY 2028 Budget</u>	<u>FY 2029 Budget</u>
4,279,123	3,204,214	138,698	143,651	148,605	153,558	158,512	163,465	168,419

Description and Scope

This program provides a resource to identify, inventory, prioritize, design, and construct spot improvements to pedestrian facilities citywide to meet compliance standards stemming from the Americans with Disabilities Act (ADA). This program serves as the City's dedicated source for addressing citizen accessibility requests and, as funding is available, implementing high priority retrofits identified in the City's ADA Access infrastructure management program. Projects constructed under this program improve pedestrian accessibility and safety for people with disabilities and also reduce the City's vulnerability to litigation related to ADA compliance. This program will be adjusted for inflation in 2023-2027.

Rationale

Title II of the Americans with Disabilities Act (ADA) mandates municipalities to provide programs, facilities, and services that are accessible for citizens of all abilities. This program provides a resource for mitigating barriers to accessibility identified either through citizen requests or prioritized as high priority locations within the ADA infrastructure management program (a required element of ADA compliance).

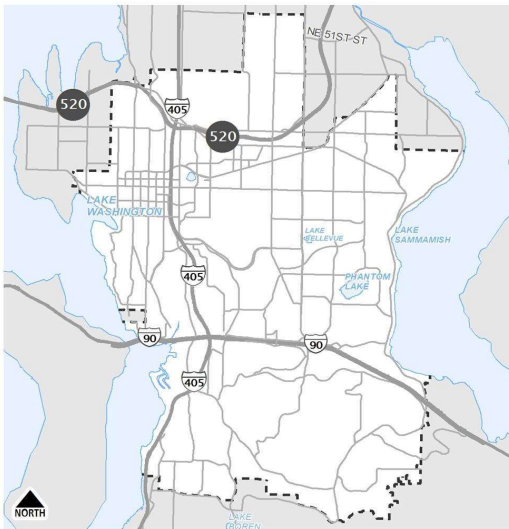
Environmental Impacts

Environmental impacts are minimal and are addressed as appropriate on a location-by-location basis.

Operating Budget Impacts

Operating costs for this program will be determined on a project specific basis as required.

Project Map



Schedule of Activities

Project Activities	From - To	Amount
Project Costs	Ongoing	4,279,123

Total Budgetary Cost Estimate: 4,279,123

Means of Financing

Funding Source	Amount
Annexation Sales Tax	859,083
B&O Tax - Unrestricted	200,000
B&O Tax - Restricted	302,163
Transportation REET	128,261
MVFT	1,842,224
Interlocal	33,200
Charges for Services	309
Transfers from Other City Funds	254,715
Misc revenue	659,167

Total Programmed Funding: 4,279,123

Future Funding Requirements: -

FY2023-2029

Comments