

4RS

FOR THE EARTH!

Activity for grades 3-5 at home

Use this activity guide to learn how you can use the 4Rs – Rethink, Reduce, Reuse, Recycle – to protect the Earth!

SUPER SORTING CHALLENGE! – Where does each item belong? Draw a line from each item to the garbage, recycling, foodcycling, and donate bins.




Answer Key

Donate – T-shirt, computer; Recycle – tin can, water bottle, soda can, juice box, paper, milk carton; Foodcycling/compost – apple core, banana peel, chicken bones, carrot tops, egg shells; Trash – pet waste, plastic utensils, straw, chip bag

Explore your creative side with these simple reuse arts and crafts!


No-Sew T-shirt Bag

Supplies needed: old t-shirt, scissors, yarn/string (to decorate, if desired)



Instructions

- Cut sleeves off of t-shirt
- Cut neck out of t-shirt
- Cut slits at bottom of t-shirt and tie knots
- Tie yarn, string or ribbon on handles to decorate




Reuse Pencil Holder

Supplies needed: steel can or glass jar, magazine pictures, glue (elmers craft glue, modge podge or similar), paint brush, scissors



Instructions

- Choose pictures from old magazines or calendars
- Cut out pictures
- Use paint brush to apply glue to cut-out pictures
- Glue pictures onto can or jar to decorate




THE PATH OF TRASH

WHERE DOES OUR TRASH END UP? - Help the garbage reach the Cedar Hills Landfill!

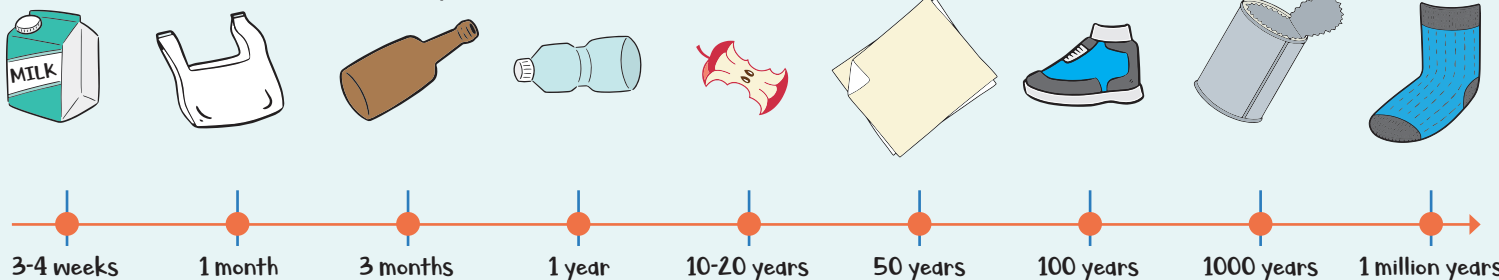


**4R
FACT**

Once our trash ends up at the landfill it will sit there for a really long time. Remember, it's okay to throw away, but make sure trash is really trash!



HOW LONG TILL IT'S GONE? - How long will the items below take to decompose? Place the items in the correct place on the Trash Timeline.



Answer Key

Apple - 3-4 weeks; Shoe - 50 years; Sheet of paper - 1 month; Milk carton - 3 months; Wool sock - 1 year; Plastic grocery bag - 10-20 years; Tin can - 100 years; T-shirt - 100 years; Glass bottle - 1000 years; Plastic bottle - 1000 years; Paper - 1 million years

PUT THE **R** IN NATURE!

4R
FACT

All of our stuff is made from materials we get from nature. We call these materials natural resources.

Label which natural resource from the word bank is used to make each of these everyday items.

EVERYDAY ITEMS



WORD BANK

Trees, Rocks and Minerals, Water, Oil

Answer Key *Trees - cereal box, paper, bike, aluminum can; Oil - chip bag, plastic bottle*

Habitats are impacted when we remove natural resources to make our stuff. Find each natural resource from the word bank in the habitat picture below.

HABITAT AND NATURAL RESOURCES



How can you **RETHINK, REDUCE, REUSE**, and **RECYCLE** to protect Earth? Start by taking the 4R pledge to save natural resources and protect habitat! Which actions will you and members of your household take to help?

I pledge to:

- Rethink what I throw away and try to make less garbage
- Reduce how much paper I use to save trees
- Reuse or donate old toys, books, and clothing
- Recycle paper, plastic bottles and aluminum cans to conserve natural resources

to protect habitat!

Signature _____

WASTE FOOTPRINT CALCULATOR

Use the **WASTE FOOTPRINT CALCULATOR** quiz below to learn how you can reduce your impact. The lower the score, the more you're helping Earth!



Waste has an impact, or footprint, on the Earth. When we use the 4Rs we can reduce our waste footprint and help to solve problems like climate change!

1. **How often do you recycle paper, cans, and plastic bottles?** _____ points

- a. Never (3 points)
- b. Sometimes (2 points)
- c. Always (1 point)

2. **How often do you compost your food scraps?** _____ points

- a. Never (3 points)
- b. Sometimes (2 points)
- c. Always (1 point)

3. **How often do you reuse or donate old toys, books, and clothing?** _____ points

- a. Never (3 points)
- b. Sometimes (2 points)
- c. Always (1 point)

4. **How often do you walk, bike, or ride a bus (instead of riding in a car)?** _____ points

- a. Never (3 points)
- b. Sometimes (2 points)
- c. Always (1 point)

5. **How often do you use a reusable water bottle?** _____ points

- a. Never (3 points)
- b. Sometimes (2 points)
- c. Always (1 point)

6. **How often do you pack a lunch with reusable containers and utensils?** _____ points

- a. Never (3 points)
- b. Sometimes (2 points)
- c. Always (1 point)

7. **How often do you bring a reusable bag to the grocery store?** _____ points

- a. Never (3 points)
- b. Sometimes (2 points)
- c. Always (1 point)

8. **How often do you use both sides of the paper?** _____ points

- a. Never (3 points)
- b. Sometimes (2 points)
- c. Always (1 point)

.....
_____ **total points**

SCORE

8-12 points – Great work Planet Protector!

13-18 points – Keeping it Green!

19-24 points – It's never too late to start using the 4Rs!

Additional Resources from the City of Bellevue

- **Education Resources for Students and Teachers** – <https://bellevuewa.gov/city-government/departments/utilities/conservation-and-the-environment/education-resources-for-students-and-teachers>
- **Recycle Right** – www.bellevuewa.gov/recycleright

THANK YOU FOR USING THE  TO PROTECT EARTH!



For alternate formats, interpreters, or reasonable accommodation requests please phone at least 48 hours in advance 425-452-6932 (voice) or email recycle@bellevuewa.gov. For complaints regarding accommodations, contact City of Bellevue ADA/Title VI Administrator at 425-452-6168 (voice) or email ADATitleVI@bellevuewa.gov. If you are deaf or hard of hearing dial 711. All meetings are wheelchair accessible.

If you have any questions regarding the ADA statement above or need help please reach out to ADA Coordinator Blayne Amson, bamson@bellevuewa.gov or 425-452-6168.