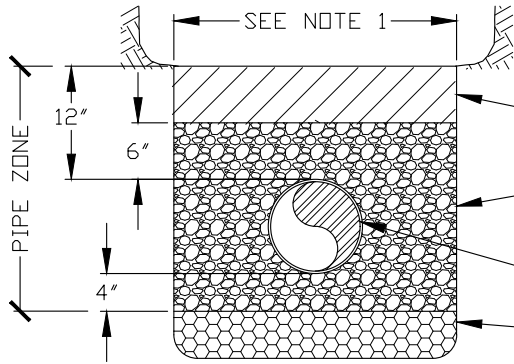


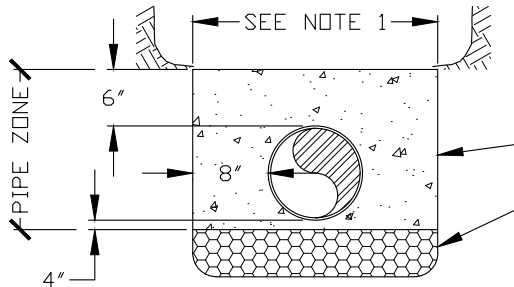
RIGID PIPE BEDDING

- COMPACTED TRENCH BACKFILL (COMPACTED DENSITY PERCENTAGE PER STANDARD DETAIL D-25).
- SPRING LINE
- COMPACTED BEDDING GRAVEL PER SECTION 9-03.12(3), "GRAVEL BACKFILL FOR PIPE ZONE BEDDING", OF THE WSDOT STANDARD SPECIFICATION.
- FOUNDATION MATERIAL, IF REQUIRED (SEE NOTE 2).



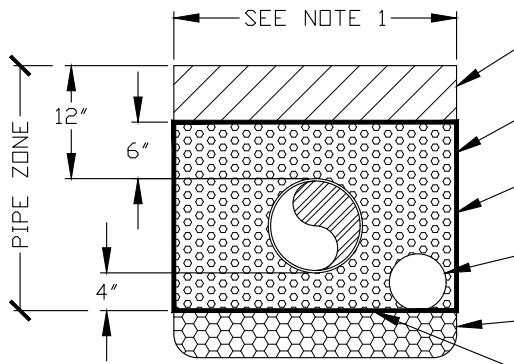
FLEXIBLE PIPE BEDDING

- COMPACTED TRENCH BACKFILL (COMPACTED DENSITY PERCENTAGE PER STANDARD DETAIL D-25).
- COMPACTED BEDDING GRAVEL PER SECTION 9-03.12(3), "GRAVEL BACKFILL FOR PIPE ZONE BEDDING", OF THE WSDOT STANDARD SPECIFICATION.
- PVC PIPE
- FOUNDATION MATERIAL, IF REQUIRED (SEE NOTE 2).



CONCRETE ENCASEMENT

- 2000 P.S.I. MECHANICALLY MIXED CONCRETE (SEE NOTE 3)
- FOUNDATION MATERIAL, IF REQUIRED (SEE NOTE 2).



DETENTION PIPES WITH UNDERDRAINS

- COMPACTED TRENCH BACKFILL (COMPACTED DENSITY PERCENTAGE PER STANDARD DETAIL D-25).
- GEOTEXTILE WRAP AROUND GRAVEL BACKFILL. PROVIDE 12" MIN. OVERLAP AT SEAMS.
- 1" WASHED ROCK FROM BOTTOM OF UNDERDRAIN PIPE TO CROWN OF DETENTION PIPE.
- UNDERDRAIN PIPE (TYP.) 6" MIN. PERF. PER STANDARDS (SEE NOTE 5).
- FOUNDATION MATERIAL, IF REQUIRED (SEE NOTE 2).
- PERMEABLE GEOTEXTILE WRAP.

NOTES:

1. MAXIMUM WIDTH OF TRENCH AT TOP OF PIPE ZONE: - 36" FOR PIPE UP TO AND INCL. 18" NOMINAL DIAMETER. - NOMINAL DIAMETER PLUS 18" FOR PIPE LARGER THAN 18" NOMINAL DIAMETER.
2. EXCAVATE UNSTABLE MATERIAL DOWN TO FIRM SOIL AND REPLACE WITH FOUNDATION MATERIAL PER SECTION 9-03.17, FOUNDATION MATERIAL, CLASS A OR B, OF THE WSDOT STANDARD SPECIFICATIONS.
3. THE CONTRACTOR SHALL BE RESPONSIBLE FOR ANCHORING PIPE TO PREVENT FLOTATION DURING CONCRETE PLACEMENT.
4. COMPACTED CRUSHED SURFACING PER SECTION 9-03.9(3), "CRUSHED SURFACING", OF THE WSDOT STANDARD SPECIFICATIONS CAN ALSO BE USED AS PIPE ZONE BEDDING.
5. PROVIDE CLEANOUTS ON UNDERDRAIN PIPE, EVERY 100 FEET, AND AT BENDS OR JUNCTIONS.



City of Bellevue

STORM AND SURFACE WATER UTILITY

TITLE

PIPE ZONE BEDDING