

**City
of
Bellevue
Police
Department
Annual
Report**



N.J. Giardina, Chief of Police

Nineteen Hundred And Seventy One

Law Enforcement Code of Ethics

As a Law Enforcement Officer, my fundamental duty is to serve mankind; to safeguard lives and property; to protect the innocent against deception, the weak against oppression or intimidation, and the peaceful against violence or disorder; and to respect the Constitutional rights of all men to liberty, equality and justice.

I will keep my private life unsullied as an example to all; maintain courageous calm in the face of danger, scorn, or ridicule; develop self-restraint; and be constantly mindful of the welfare of others. Honest in thought and deed in both my personal and official life, I will be exemplary in obeying the laws of the land and the regulations of my department. Whatever I see or hear of a confidential nature or that is confided to me in my official capacity will be kept ever secret unless revelation is necessary in the performance of my duty.

I will never act officiously or permit personal feelings, prejudices, animosities or friendships to influence my decisions. With no compromise for crime and with relentless prosecution of criminals, I will enforce the law courteously and appropriately without fear or favor, malice or ill will, never employing unnecessary force or violence and never accepting gratuities.

I recognize the badge of my office as a symbol of public faith, and I accept it as a public trust to be held so long as I am true to the ethics of the police service. I will constantly strive to achieve these objectives and ideals, dedicating myself before God to my chosen profession . . . law enforcement.

TABLE OF CONTENTS

LAW ENFORCEMENT CODE OF ETHICS	
PREFACE	
CITY OF BELLEVUE PUBLIC OFFICIALS.	1
CITY OF BELLEVUE GENERAL INFORMATION.	2, 3
BELLEVUE POLICE BUDGET APPROPRIATION	4
SERVICES DIVISION	
CRIME ANALYSIS SECTION	
COMPLAINTS BY HOUR OF DAY	5
COMPLAINTS BY MONTH	6
COMPLAINTS BY DAY OF WEEK	7
CRIME STATISTICS.	8, 9, 10, 11
ARREST DATA (ALL ARRESTS)	12, 13, 14
JUVENILE ARRESTS	15
ADULT ARRESTS	16
WARRANT SECTION	
WARRANTS SERVED	17
IDENTIFICATION AND LAB SECTION	
IDENTIFICATION NUMBERS ISSUED AND LICENSES TO CARRY CONCEALED WEAPONS	18
DETECTIVE DIVISION	
ROBBERY	19
BURGLARY	20
DETECTIVES ASSIGNMENTS	21, 22
DRUG EXPERIMENTATION	23

OPERATIONS DIVISION

TRAFFIC CITATIONS BY HOUR OF DAY 24
TRAFFIC CITATIONS BY MONTH 25
MOTOR VEHICLE ACCIDENTS BY MONTH 26
TRAFFIC ACCIDENTS 27
MISCELLANEOUS DEPARTMENT ACTIVITY 28
OFFICERS ASSAULTED 29

STAFF AND INSPECTIONS DIVISION

RESPONSIBILITIES AND PROJECTS 30
ACTIVITY 31

PREFACE

UNIFORM CRIME REPORTS GIVE THE CITY OF BELLEVUE A WIDE VIEW OF CRIME BASED ON POLICE STATISTICS OBTAINED FROM COMPLAINTS FROM CITIZENS AND OTHER POLICE TYPE AGENCIES. SINCE THE FACTORS WHICH CAUSE CRIME ARE MANY AND VARY FROM YEAR TO YEAR, READERS ARE CAUTIONED AGAINST DRAWING CONCLUSIONS FROM DIRECT COMPARISONS OF CRIME FIGURES WITHOUT FIRST CONSIDERING THE FACTORS INVOLVED.

CRIME IS A SOCIAL PROBLEM AND THE CONCERN OF THE ENTIRE COMMUNITY. THE LAW ENFORCEMENT EFFORT IS LIMITED TO FACTORS WITHIN ITS CONTROL. SOME OF THE CONDITIONS WHICH WILL AFFECT THE AMOUNT AND TYPE OF CRIME THAT OCCURS FROM YEAR TO YEAR ARE :

DENSITY AND SIZE OF THE COMMUNITY POPULATION AND THE METROPOLITAN AREA OF WHICH IT IS A PART

COMPOSITION OF THE POPULATION WITH REFERENCE PARTICULARLY TO AGE, SEX, AND RACE

ECONOMIC STATUS OF THE POPULATION

RELATIVE STABILITY OF POPULATION, INCLUDING COMMUTERS, SEASONAL, AND OTHER TRANSIENT TYPES

EDUCATIONAL, RECREATIONAL, AND RELIGIOUS CHARACTERISTICS

EFFECTIVE STRENGTH OF THE POLICE FORCE

STANDARDS GOVERNING APPOINTMENTS TO THE POLICE FORCE

POLICIES OF THE PROSECUTING OFFICIALS AND THE COURTS

ATTITUDE OF THE PUBLIC TOWARD LAW ENFORCEMENT PROBLEMS

THE UNIFORM CRIME REPORTING SYSTEM EMPLOYS SEVEN CRIME CLASSIFICATIONS TO ESTABLISH AN INDEX TO MEASURE THE TREND AND DISTRIBUTION OF CRIME IN THE UNITED STATES. THESE CRIMES---MURDER, FORCIBLE RAPE, ROBBERY, AGGRAVATED ASSAULT, BURGLARY, LARCENY \$50.00 AND OVER IN VALUE AND AUTO THEFT--- ARE COUNTED BY LAW ENFORCEMENT AS THE CRIMES BECOME KNOWN TO THEM. THESE CRIMES REPRESENT THE MOST COMMON LOCAL CRIME PROBLEM NATIONALLY. OFFENSES OF BURGLARY, LARCENY \$50. AND OVER IN VALUE AND AUTO THEFT ARE CLASSED AS CRIMES AGAINST PROPERTY. THE OTHERS ARE CLASSED AS VIOLENT CRIMES.

THERE IS NO WAY OF DETERMINING THE TOTAL NUMBER OF CRIMES WHICH ARE COMMITTED. MANY CRIMINAL ACTS OCCUR WHICH ARE NOT REPORTED TO OFFICIAL SOURCES.

THE CRIME COUNTS SET FORTH IN THIS PUBLICATION ARE ACTUAL OFFENSES ESTABLISHED BY POLICE INVESTIGATION. WHEN POLICE RECEIVE A COMPLAINT OF A CRIME AND THE FOLLOW-UP INVESTIGATION DISCLOSES NO CRIME OCCURRED, IT IS "UNFOUNDED".

1971 CRIME FIGURES FOR THE CITY OF BELLEVUE ARE SET FORTH IN THE FOLLOWING PAGES, ALONG WITH SOME CRIME FIGURES FOR THE PAST FIVE YEARS.

CITY OF BELLEVUE
PUBLIC OFFICIALS

COUNCIL:

MAYOR RICHARD FOREMAN

COUNCILMEN:

KENNETH COLE

THOMAS KRAFT

JOSEPH MCDONALD

NANCY RISING

CHRIS SMITH

MILFORD VANIK

CITY MANAGER:

L. JOE MILLER

ASSISTANTS:

RICHARD CUSHING

CABOT DOW

JUDGES:

MELVIN LOVE

ANTHONY WARTNIK

CIVIL SERVICE COMMISSION:

ADMIRAL JOHN SHAW, RETIRED

JOHN DOORISH

DR. HANS DOERR

CITY OF BELLEVUE

GENERAL INFORMATION

INCORPORATED: March 31, 1953

GOVERNMENT: Council-Manager

LOCATION: In King County, lies East of Lake Washington along Interstate Highway 405, an alternate to North-South Interstate 5 which passes through Seattle. Two four-lane floating bridges (Interstate 90 and State Highway 520) connect with Seattle to the west. Elevation is 168 feet.

POPULATION: 62,900

AREA: 26.4 square miles with 223 miles of public streets

TRANSPORTATION FACILITIES:

Rail-Burlington Northern serves Bellevue Industrial area.

Air-Seattle Tacoma Airport is 25 minutes away and Boeing Field is 20 minutes away. Bellevue Airfield has non-scheduled air service.

Water-The Port of Seattle is about 20 minutes from Bellevue.

Highway-North-South Interstate Hwy. 405 and Highway ISH 90 East and West intersect in Bellevue. State Highways 520 and 901 also serve the area.

Truck-Served by all the major truck lines operating in the Seattle-Tacoma complex.

Bus-Metropolitan Transit Corporation provides scheduled services to Seattle, Kirkland, Redmond, Medina and Mercer Island.

EDUCATION: There are 23 Elementary Schools, 8 Junior High Schools, 4 High Schools, and Ungraded (handicapped) schools with the total enrollment of 23,753. There are private and parochial schools and Higher Education with Bellevue Community College which offers over 240 courses with a potential enrollment of 3800 full time students.

COMMUNITY FACILITIES: Greater Bellevue has 9 motels with 602 units. The largest of 10 meeting facilities (John Danz Theatre) will seat 1,500 people.

Medical facilities include one general hospital.

There are 51 churches.

Recreational facilities include one nature study park, three sports parks, 7 beach parks, 2 community parks, 3 community centers, 3 greenbelt parks, 6 tennis courts, 5 golf courses, 1 boat ramp, and 17 park sites under development; 2 bowling alleys, 3 ice and roller skating rinks, riding stables, 9 ski resorts within 1-3 hours drive of Bellevue, yacht club and 2 marinas, 5 private and 2 public swimming pools, Bridle Trails State Park, Lake Sammamish State

CITY OF BELLEVUE-GENERAL INFORMATION (Continued)

Park. In May 1970 a \$3.75 million parks and recreation bond issue was passed for further development.

LOCAL GOVERNMENT: Form of City government: Council-City Manager
Zoning: City Ordinance No. 1282, County Resolution No. 18801
Building Code: City and County both operate under Uniform Building Code (ICBO) On June 1, 1970 Bellevue's classification was changed from a third-class city to an optional municipal code city.

FIRE DEPARTMENT: Bellevue Municipal Fire Department covers the area between Lake Washington and Lake Sammamish, northerly to NE 60th, southerly to Pleasure Point and including a portion of King County which lies south of I-90. Sixty personnel full time and 50 volunteer personnel. Equipment includes 9 pumpers, 2 aerial ladders (85 foot and 100 foot), 3 rescue trucks, 1 utility truck, 7 sedans, 1 pick-up, 1 radio communications truck, 1 auxiliary light plant (trailer mounted).

MANUFACTURING EMPLOYMENT: There are 70 manufacturing firms in the community.

TYPICAL INDUSTRIAL WAGE RATES:

Skilled personnel	\$ 4.47	Clerical Personnel	\$2.73
Semi-Skilled	\$ 3.50	Unskilled personnel	\$2.53

ADDITIONAL COMMENTS: Face of community is changing with increases notable in office buildings and shopping centers. Growth in residential development continues apace.

Local Newspaper: Bellevue American publishes weekly, with a paid circulation of 18,400 and a shoppers' edition circulation of 44,400.

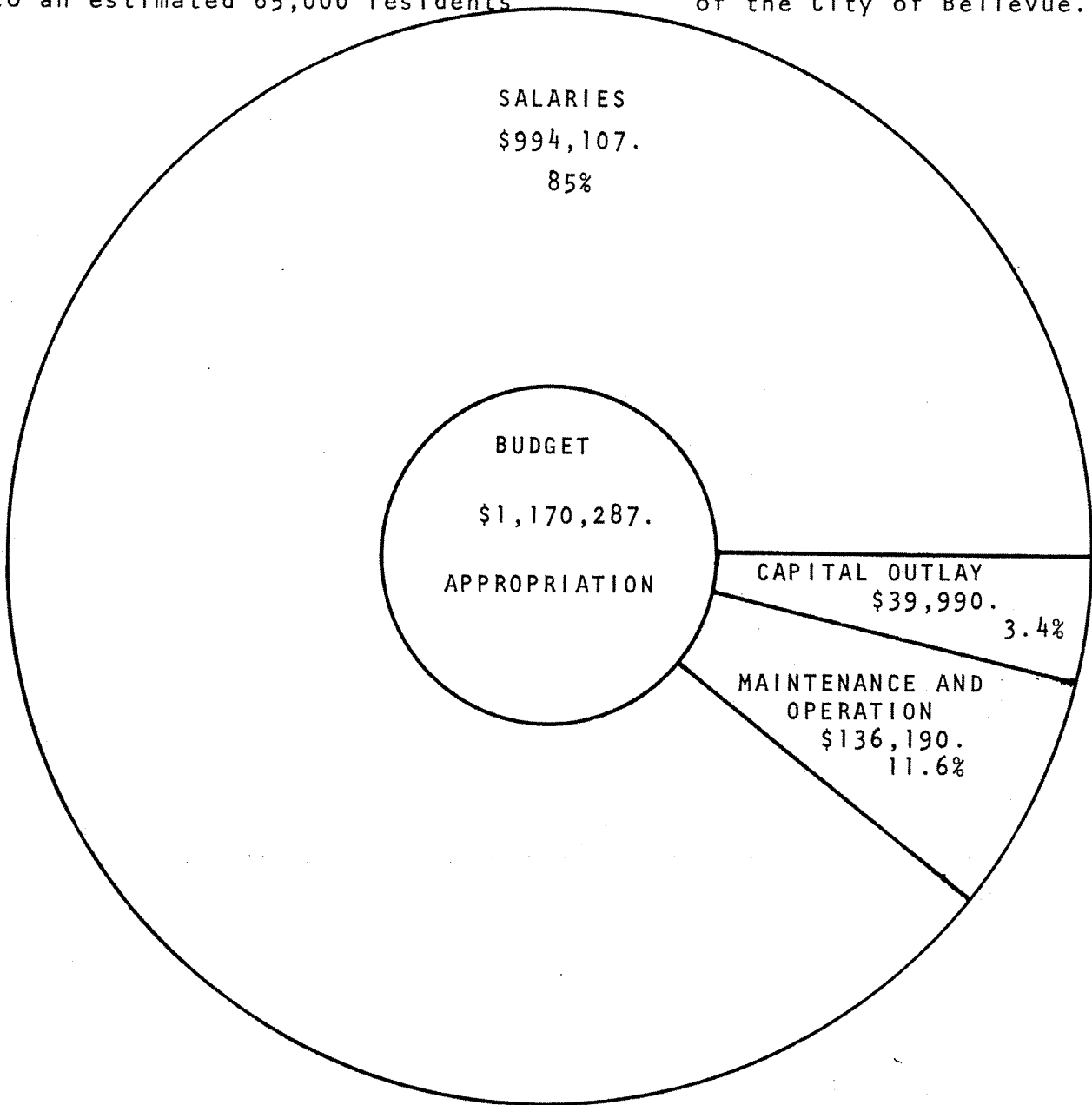
Radio Broadcasting Station: Bellevue Broadcasters (KFKF)-1540 KCS-AM, 92.5 MCS-FM.

BELLEVUE POLICE DEPARTMENT

BUDGET APPROPRIATION

The 1971 budget appropriation for the Bellevue Police Department was \$1,170,287.00. This amounted to 8.7% of the total budget of \$13,466,214.00 appropriated for the City of Bellevue.

The Police Department budget appropriation set forth above was a per capita expenditure of \$18.00 for police services provided to an estimated 65,000 residents of the City of Bellevue.

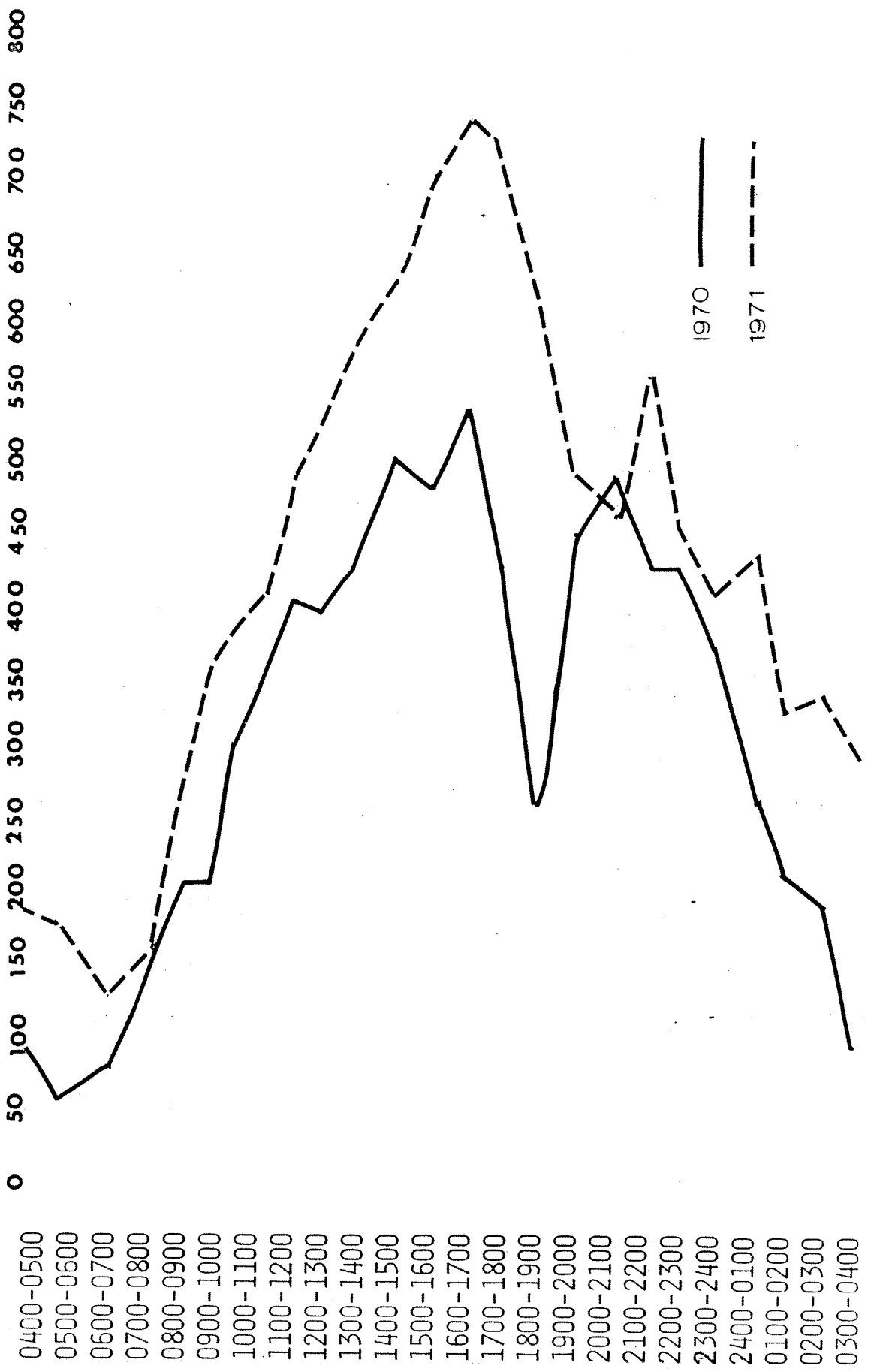


SERVICES

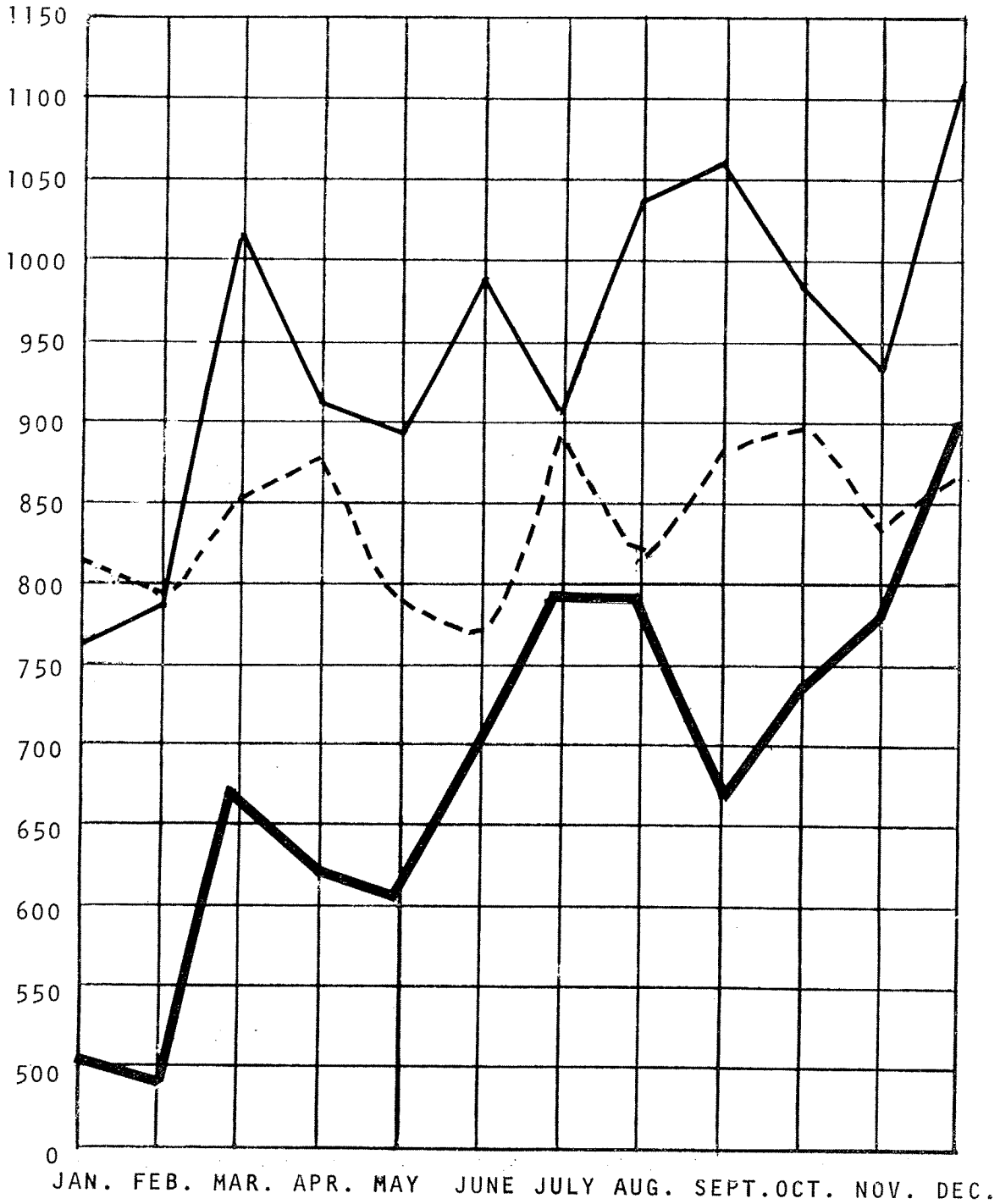
DIVISION

CRIME ANALYSIS SECTION

COMPLAINTS BY HOUR OF DAY



COMPLAINTS BY MONTH

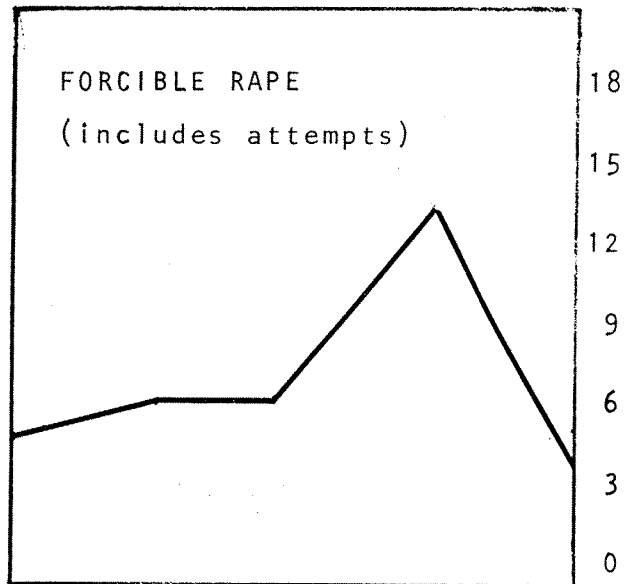



1971 (11,446) ———
 1970 (10,110) - - - -
 1969 (8,270) ———

COMPLAINTS BY DAY OF WEEK

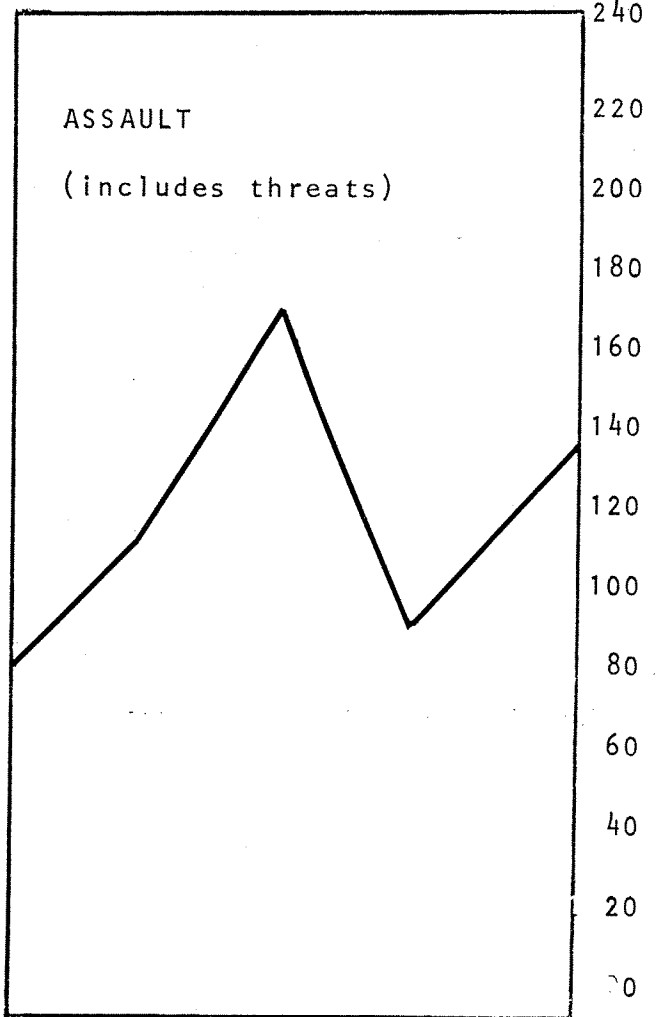
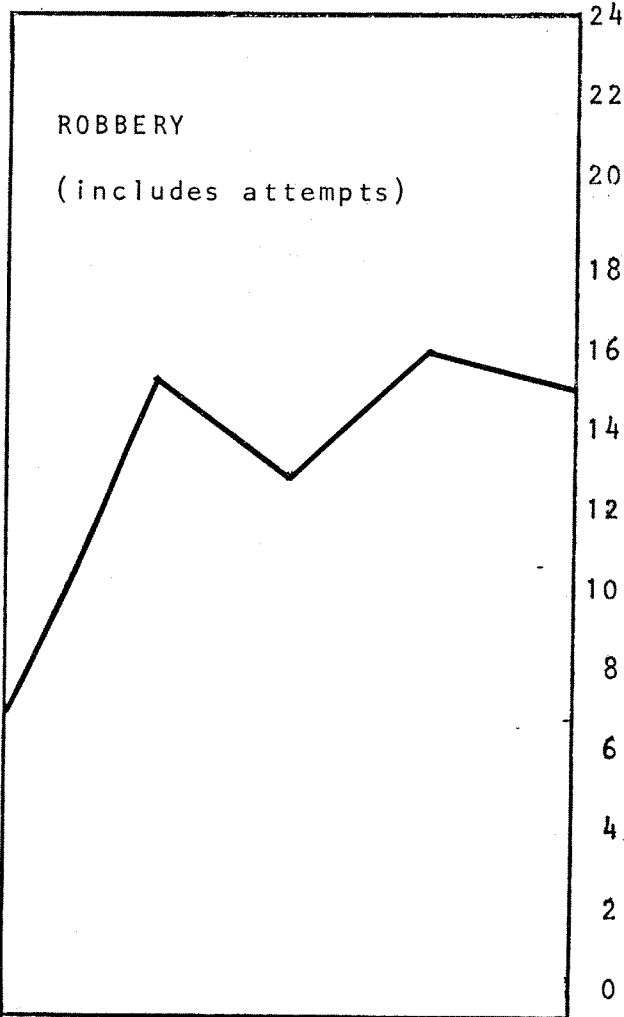
	1970	1971
SUNDAY	1103	1326
MONDAY	1402	1676
TUESDAY	1468	1644
WEDNESDAY	1410	1696
THURSDAY	1474	1614
FRIDAY	1592	1800
SATURDAY	1661	1690

THE ABOVE INCLUDES ALL TYPES OF CRIME COMPLAINTS. THIS RECORD IS KEPT ON EACH REPORT CASE SUCH AS ACCIDENTS, LARCENIES, BURGLARIES, FOUND PROPERTY, ETC. IT ONLY INCLUDES OFFENSES IN WHICH AN ACTUAL REPORT WAS TAKEN.



1967 1968 1969 1970 1971

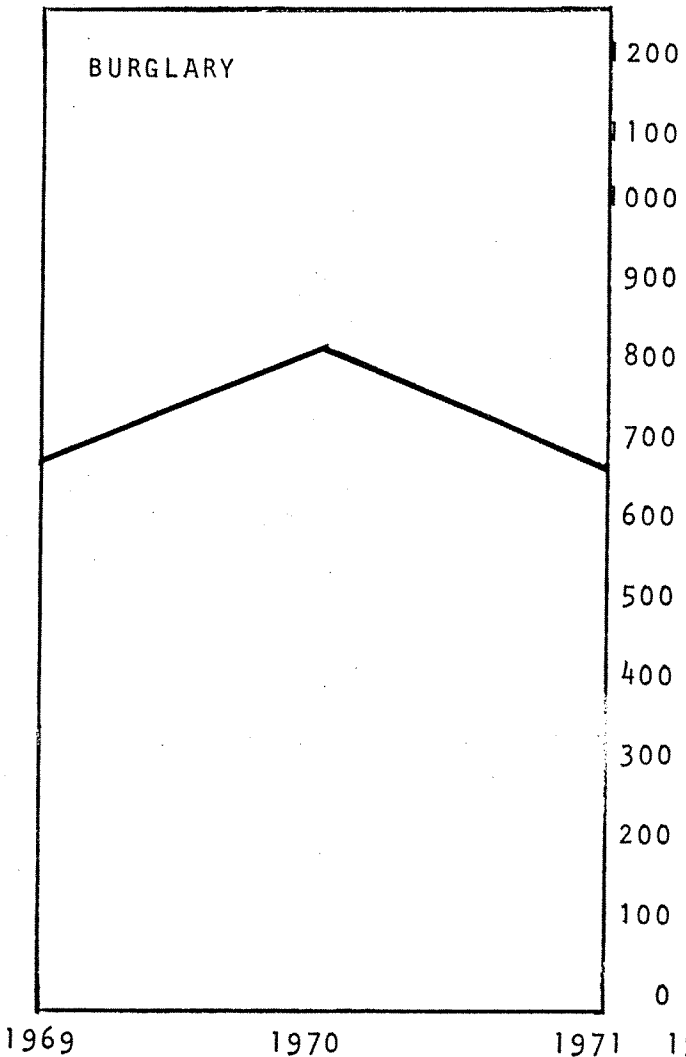
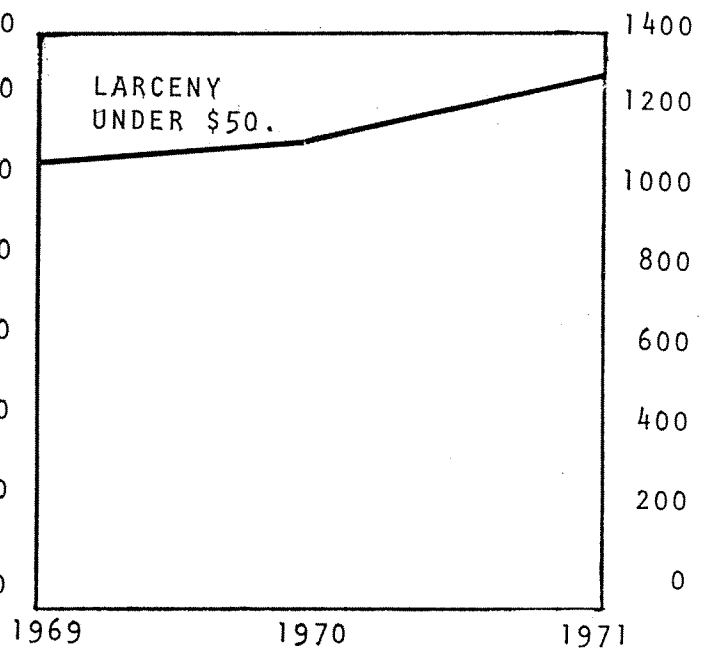
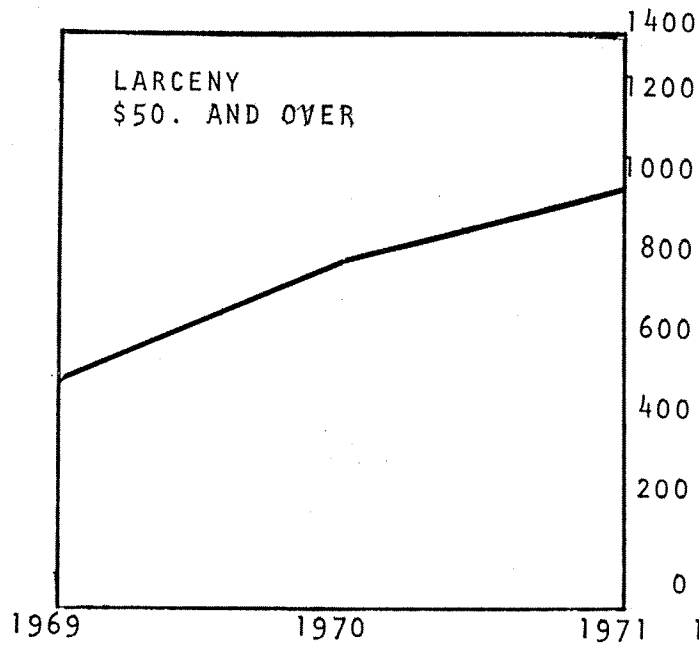
1967 1968 1969 1970 1971



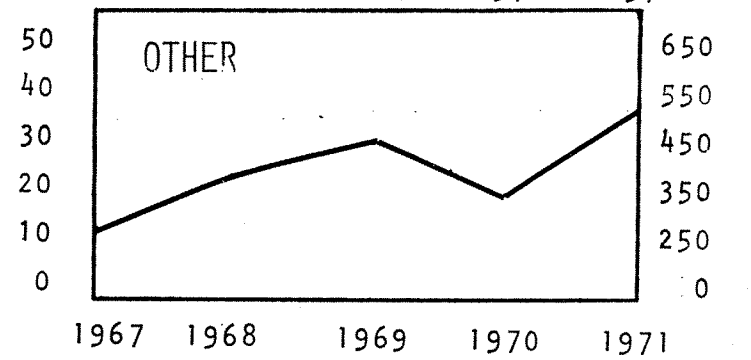
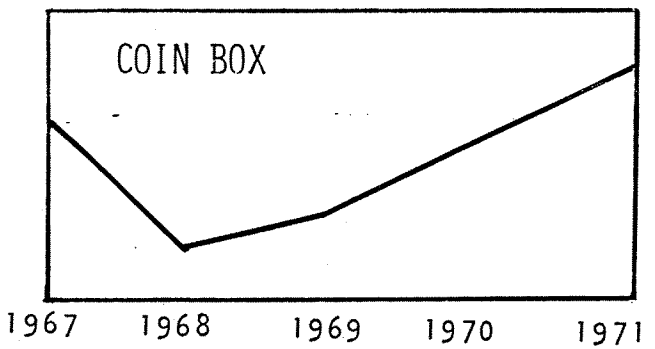
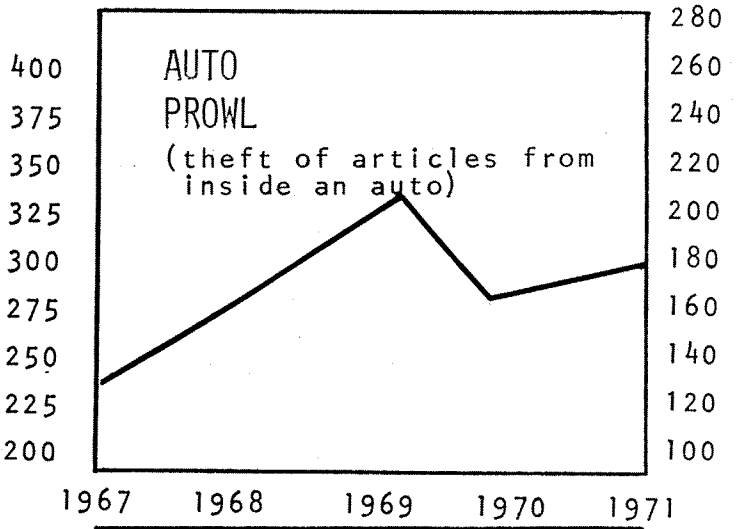
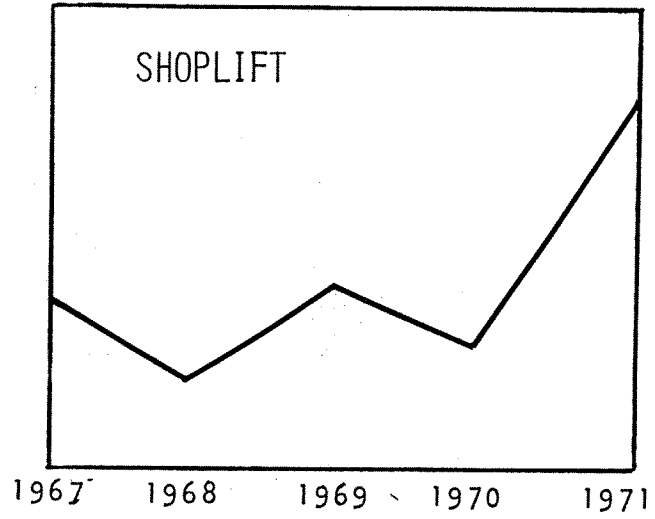
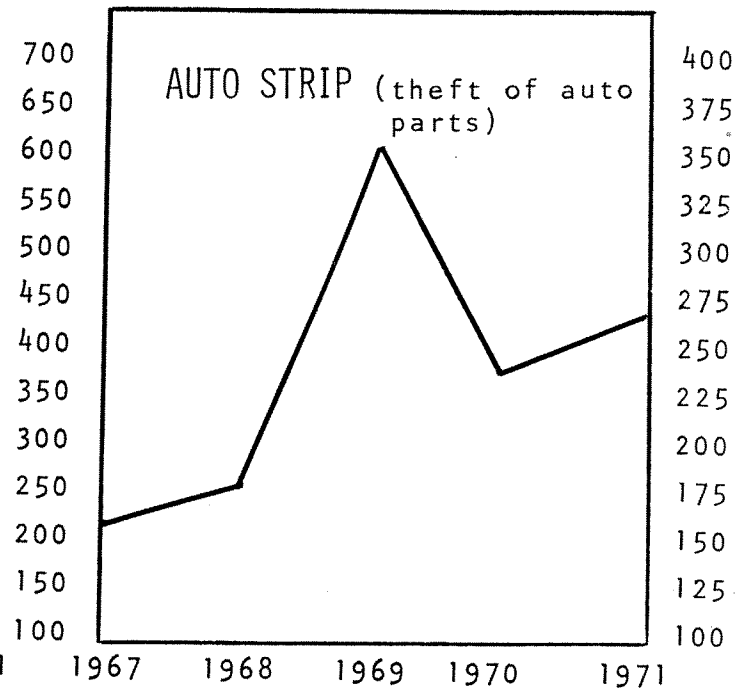
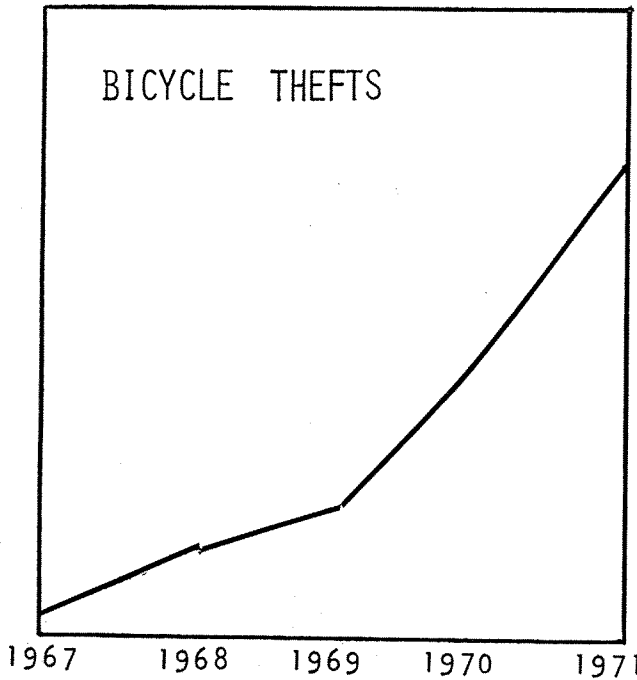
1967 1968 1969 1970 1971

1967 1968 1969 1970 1971

* Two of the total homicides involved traffic accidents



COMPLAINTS



PROPERTY BY TYPE AND VALUE

<u>TYPE OF PROPERTY</u>	<u>STOLEN</u>	<u>RECOVERED</u>
CURRENCY, NOTES, ETC.	\$71,257.48	\$ 7,469.12
JEWELRY & PRECIOUS METALS	26,415.26	6,986.00
CLOTHING	7,381.31	4,195.00
LOCALLY STOLEN AUTOMOBILES	200,096.87	142,083.75
MISCELLANEOUS	178,285.37	63,407.75
	<hr/>	<hr/>
TOTAL:	\$ 483,436.29	\$ 224,141.62

*Miscellaneous includes any items that cannot be listed under the other above headings. This includes such things as televisions, tape decks, boats, bicycles, etc.

ARREST DATA

THE FOLLOWING SECTION PROVIDES CERTAIN PERSONAL CHARACTERISTICS OF INDIVIDUALS ARRESTED FOR ALL CRIMINAL ACTS. TABULATIONS ARE PUBLISHED CONTAINING CHARACTERISTICS OF PERSONS ARRESTED BY AGE, SEX, AND RACE.

ARREST STATISTICS ARE COLLECTED MONTHLY AND THE FIGURES WERE USED IN THE TABLES THIS YEAR. IN USING THESE ARREST FIGURES IT IS IMPORTANT TO REMEMBER THAT THE SAME PERSON MAY BE ARRESTED SEVERAL TIMES DURING ONE YEAR FOR THE SAME TYPE OF OFFENSE, OR FOR DIFFERENT TYPES OF OFFENSES. EACH ARREST IS COUNTED. FURTHER, THE ARREST OF ONE PERSON MAY SOLVE SEVERAL CRIMES, AND IN OTHER INSTANCES, TWO OR MORE PERSONS MAY BE ARRESTED DURING THE SOLUTION OF ONE CRIME.

ARRESTS ARE PRIMARILY A MEASURE OF POLICE ACTIVITY, AS IT RELATES TO CRIME. A JUVENILE IS COUNTED AS A PERSON ARRESTED WHEN HE COMMITS AN OFFENSE AND THE CIRCUMSTANCES ARE SUCH THAT IF THE OFFENDER WERE AN ADULT, AN ARREST WOULD BE MADE.

ARREST DATA, WHILE PRIMARILY A MEASURE OF LAW ENFORCEMENT ACTIVITY, IS ALSO A GUAGE OF CRIMINALITY WHEN USED WITHIN ITS LIMITATIONS, AS MUST BE DONE WITH ALL FORMS OF CRIMINAL STATISTICS, INCLUDING COURT AND PENAL.

ARRESTS

<u>TYPE OF OFFENSES</u>	<u>TOTAL ARRESTED</u>	
	<u>JUVENILES</u>	<u>ADULTS</u>
MURDER	0	3
ROBBERY	2	2
AGGRAVATED ASSAULT	0	7
BURGLARY	22	8
LARCENY-THEFT (Except Auto)	223	239
AUTO THEFT	7	3
ASSAULTS (Not Aggravated)	2	14
ARSON	3	3
FORGERY AND COUNTERFEITING	7	0
FRAUD	2	47
STOLEN PROPERTY; BUYING, RECEIVING, POSSESSION	4	0
SEX OFFENSES (Except Forcible Rape, Prostitu- tion)	2	15
NARCOTIC DRUG LAWS (Total)	<u>JUV.</u> 62	<u>ADU.</u> 56
Opium, cocain & their derivatives (morphine, heroin, codeine)	5	3
Marijuana	53	44
Synthetic Narcotics	0	1
Other-Dangerous Non-Narcotic Drugs (Barbiturates, Benze- dine)	4	8
GAMBLING	0	4
OFFENSES AGAINST FAMILY AND CHILDREN	12	5
DRIVING UNDER THE INFLUENCE	4	89
LIQUOR LAWS	51	60
DRUNKENNESS	22	108
DISORDERLY CONDUCT	8	16
VAGRANCY	5	5
ALL OTHER OFFENSES (Except Traffic)	73	1526

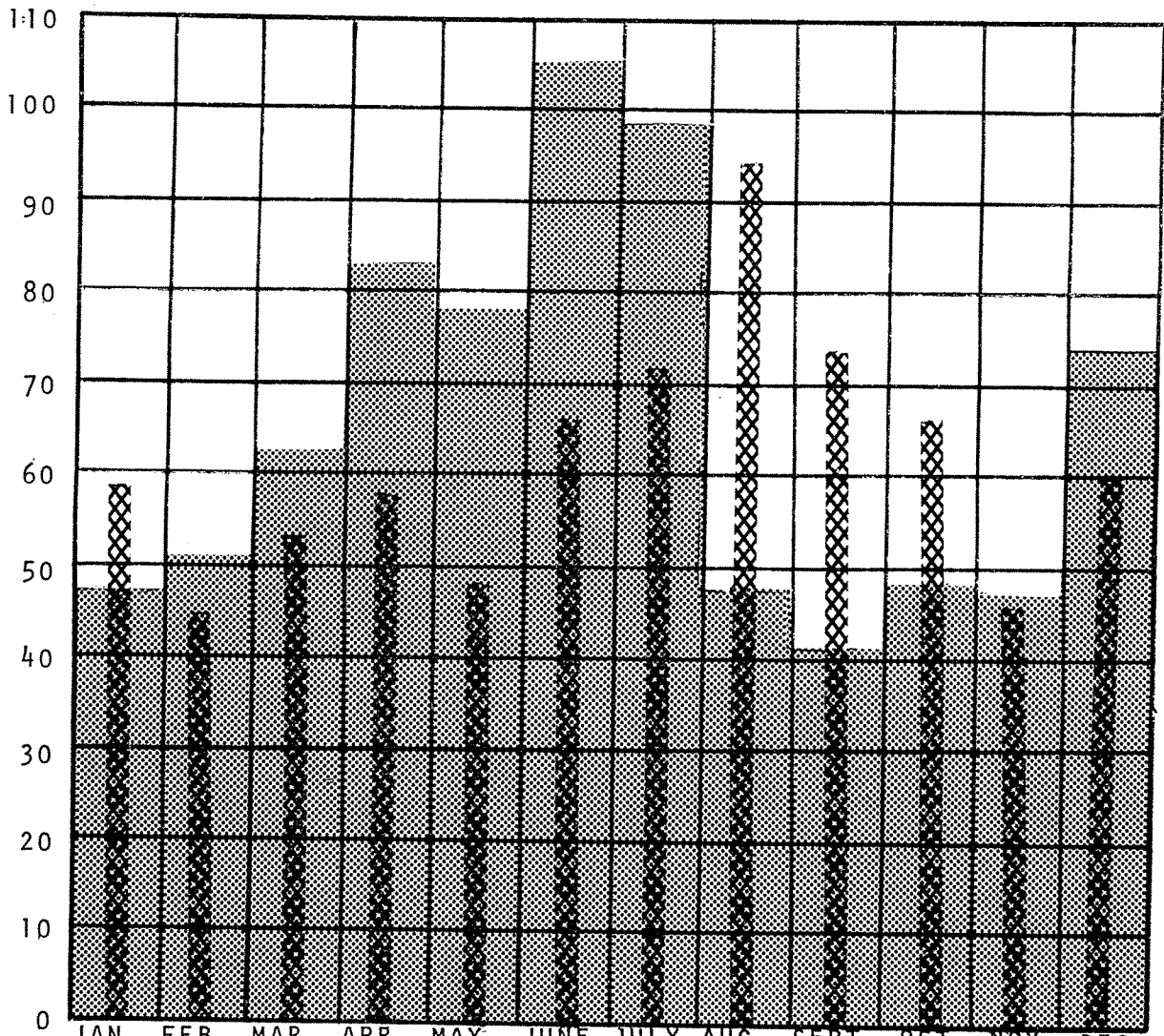
(Continued on next page)

(Continued)

<u>TYPE OF OFFENSES</u>	TOTAL ARRESTED	
	<u>JUVENILES</u>	<u>ADULTS</u>
SUSPICION	87	108
CURFEW AND LOITERING LAW VIOLATIONS	71	0
RUN-AWAYS	62	0
	<hr/>	<hr/>
TOTAL:	803	2395

JUVENILE ARRESTS

1970-1971



JAN. FEB. MAR. APR. MAY JUNE JULY AUG. SEPT. OCT. NOV. DEC.

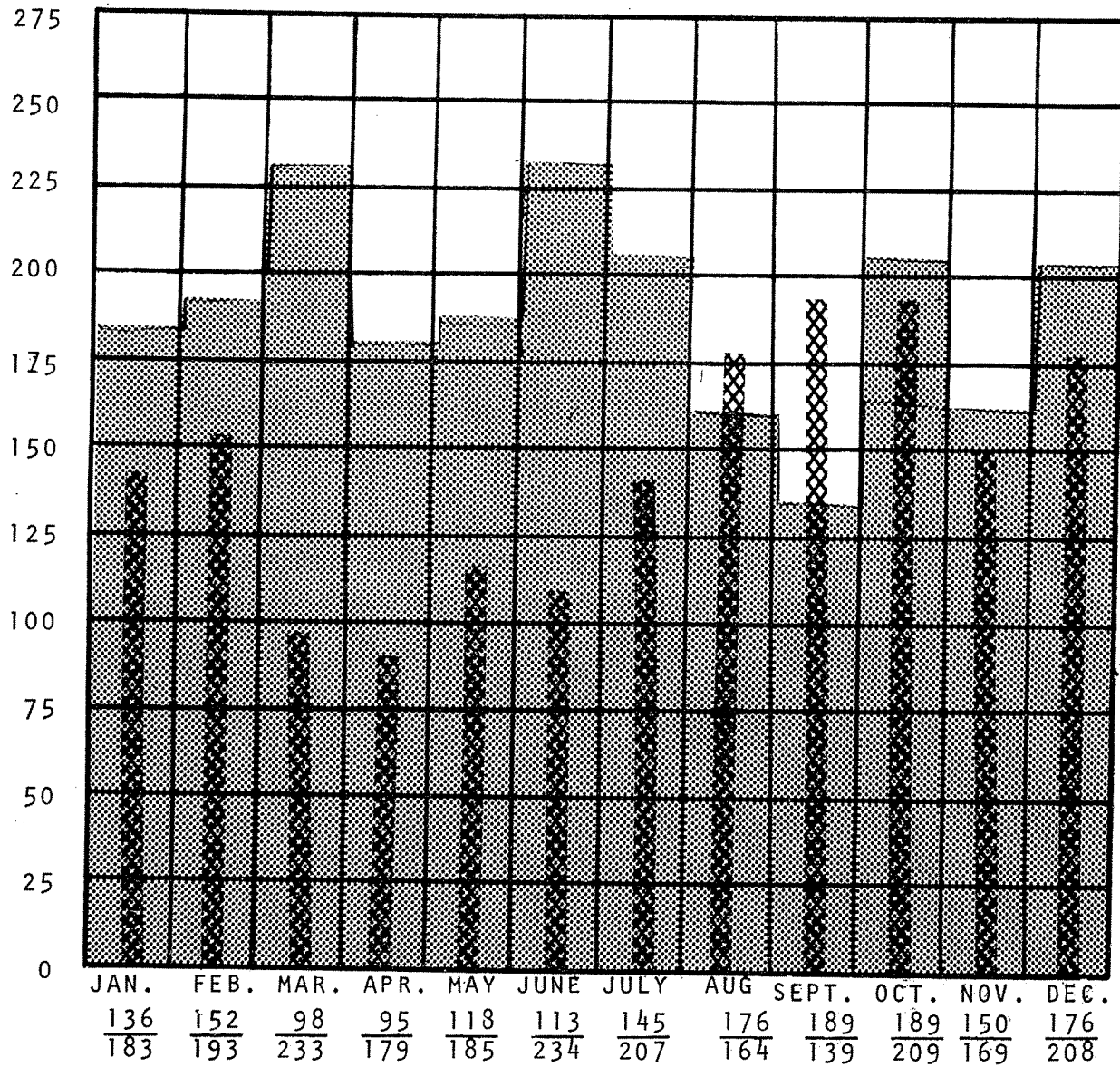
$\frac{59}{47}$ $\frac{45}{51}$ $\frac{53}{63}$ $\frac{57}{84}$ $\frac{49}{79}$ $\frac{68}{106}$ $\frac{72}{99}$ $\frac{94}{48}$ $\frac{74}{41}$ $\frac{67}{49}$ $\frac{46}{48}$ $\frac{60}{74}$

1970  (744)

1971  (789)

ADULT ARRESTS

1970-1971



1970  (1737)

1971  (2303)

WARRANT SECTION

WARRANT SECTION

BELLEVUE WARRANTS SERVED BY:

WARRANT SECTION	\$ 69,300.90	776
OPERATIONS DIVISION	20,537.10	195
OTHER AGENCIES	29,551.00	291
TOTAL FOR YEAR:	<u>\$119,389.00</u>	<u>1,262</u>

WARRANTS SERVED BY BELLEVUE FOR OTHER DEPARTMENTS

	\$35,224.50	305
--	-------------	-----

DURING THE YEAR OF 1971 THERE WERE APPROXIMATELY 72,000 INQUIRIES INTO SKA AND NCIC FROM OUR DEPARTMENT.

IDENTIFICATION AND LAB

SECTION

IDENTIFICATION AND LAB SECTION

1971 WAS THE FIRST FULL YEAR THE DEPARTMENT HAS HAD AN IDENTIFICATION AND LAB TECHNICIAN. DURING THIS TIME, 10 CASES WERE SOLVED AS A RESULT OF FINGERPRINT IDENTIFICATIONS. OF THESE 10 CASES, THERE WERE 3 CAR THEFTS, 1 CAR PROWL, 1 SODOMY, 2 BURGLARIES, AND 3 VANDALISMS WITH A DAMAGE TOTAL OF \$18,000.

IDENTIFICATION NUMBERS

626 IDENTIFICATION NUMBERS WERE ISSUED DURING 1971 OF WHICH
195 WERE APPLICANTS FOR CITY EMPLOYMENT
431 WERE CRIMINAL SUSPECTS

LICENSES TO CARRY CONCEALED WEAPONS

DURING 1971 THERE WERE 808 LICENSES TO CARRY CONCEALED WEAPONS ISSUED.

DETECTIVE

DIVISION

ROBBERY

ROBBERY IS A VICIOUS TYPE OF CRIME WHICH TAKES PLACE IN THE PRESENCE OF THE VICTIM TO OBTAIN PROPERTY OR A THING OF VALUE FROM A PERSON BY USE OF FORCE OR THREAT OF FORCE. ASSAULT TO ROB AND ATTEMPTS ARE INCLUDED. THIS IS A VIOLENT CRIME AND FREQUENTLY RESULTS IN INJURY TO THE VICTIM. FOR CRIME REPORTING PURPOSES, DATA ON ROBBERY IS COLLECTED FOR ARMED ROBBERY WHERE ANY WEAPON IS USED, AND STRONG ARM ROBBERY WHERE NO WEAPON OTHER THAN A PERSONAL WEAPON, IS EMPLOYED. THE LATTER CATEGORY INCLUDES CRIMES SUCH AS MUGGING, ETC.

ROBBERY ANALYSIS REPORT

<u>CLASSIFICATION</u>	<u>ACTUAL OFFENSES</u>	<u>VALUE</u>
HIGHWAY (STREETS, ALLEYS, ETC.)	9	\$ 2,842.57
*COMMERCIAL HOUSE	2	170.00
GAS OR SERVICE STATION	1	450.00
CHAIN STORE	0	00.00
RESIDENCE	0	00.00
BANK	0	00.00
MISCELLANEOUS	3	<u>60.00</u>
TOTAL ROBBERY:	15	\$ 3,522.57

*THIS DOES NOT INCLUDE GAS STATION, CHAIN STORE, BANKS

BURGLARY

CRIME STATISTICS SHOW A COLLECTION OF CRIME COUNTS IN THIS CATEGORY BROKEN DOWN INTO THREE SUBCLASSIFICATIONS: FORCIBLE ENTRY, UNLAWFUL ENTRY WHERE NO FORCE WAS USED, AND ATTEMPTED FORCIBLE ENTRY AS SHOWN IN THE GRAPH IN THIS BOOK.

THEY ALSO SHOW THE BREAKDOWN OF RESIDENTIAL AND NON-RESIDENCE BURGLARY, FOR DAY, NIGHT, AND UNKNOWN TIME. THE 1971 TOTAL IS AS FOLLOWS:

	ACTUAL OFFENSES	VALUE
RESIDENCE: (DWELLING)	<u>429</u>	<u>\$104,815.07</u>
NIGHT	124	\$ 18,956.98
DAY	97	30,785.30
UNKNOWN	208	55,072.79
 NON-RESIDENCE	 <u>242</u>	 <u>\$ 79,507.66</u>
NIGHT	76	\$ 34,690.72
DAY	15	9,796.00
UNKNOWN	151	35,020.94
TOTAL BURGLARY:	<u>671</u>	<u>\$184,322.73</u>

THE FOLLOWING ARE TOTAL ASSIGNMENTS FOR EACH SECTION FOR THE YEAR 1971.

Crimes Against Property Section:

Assigned cases. 1739
Total cases closed. 619
Total cases closed by arrest. 282 (154 fel. arrests)
Unfounded. 39

Three men worked this section for 12 months,
Average cases per man per month = 48.3 cases

Crimes Against Persons Section:

Assigned cases. 912
Total Cases Closed 471
Total Cases closed by arrest. 95 (47 Fel. Arrests)
Unfounded. 8

2 men worked this section - 12 months,
Average cases per man per month = 38 cases.

Checks and Fraud Section:

Assigned cases. 1129
Total cases closed. 435
Total cases closed by arrest 160 (18 fel. arrests)
Unfounded. 11

1 man worked this section for 12 months, average cases
per month = 94 cases.

Juvenile - Renamed Youth Guidance Section:

Assigned cases. 1045
Total cases closed. 736
Total cases closed by arrest 490 (85 fel. arrests)
Unfounded. 5

1 man worked this section for 4 months, Jan. thru April,
Average cases per month = 74.7 cases.

2 men worked Juvenile Section - 7 months, May thru Nov.,
Average cases per man per month = 60.4 cases.

Total cases assigned 4825
Total cases closed,
or unfounded 2324

The preceding figures indicate case assignment information pertaining to Criminal Investigations Section and Juvenile Section only. Narcotic case information is not presented in this report, due to the fact that the Division had no specific Narcotic Detail. As a result,

narcotics investigations were sporadically conducted on the bases of outside agency assistance - which was possible only twice during the year 1971. It should be noted that on these two occasions, the results and effects were extremely satisfactory.

Because of the obvious need for narcotic enforcement, a Vice and Narcotic Detail was created on December 10, 1971 and manned by two detectives. In order to provide these two detectives, it was necessary to discontinue the Juvenile Section. It was believed at that time that the need for a narcotic enforcement section was greater than that of a Juvenile Section. As a result, the cases normally investigated by the Juvenile section are distributed to six detectives - as an additional case load. Based on the presented figures for the year 1971, or until manpower is provided for a Juvenile Section, the case loads of these six men will be increased by at least 14.5 cases per man per month.

TOTAL BURGLARIES:	<u>1970:</u>	<u>1971:</u>
Average per day	2.3	1.9
Average Per month	70.8	58.8

DRUG EXPERIMENTATION

BY

ARRESTED JUVENILES

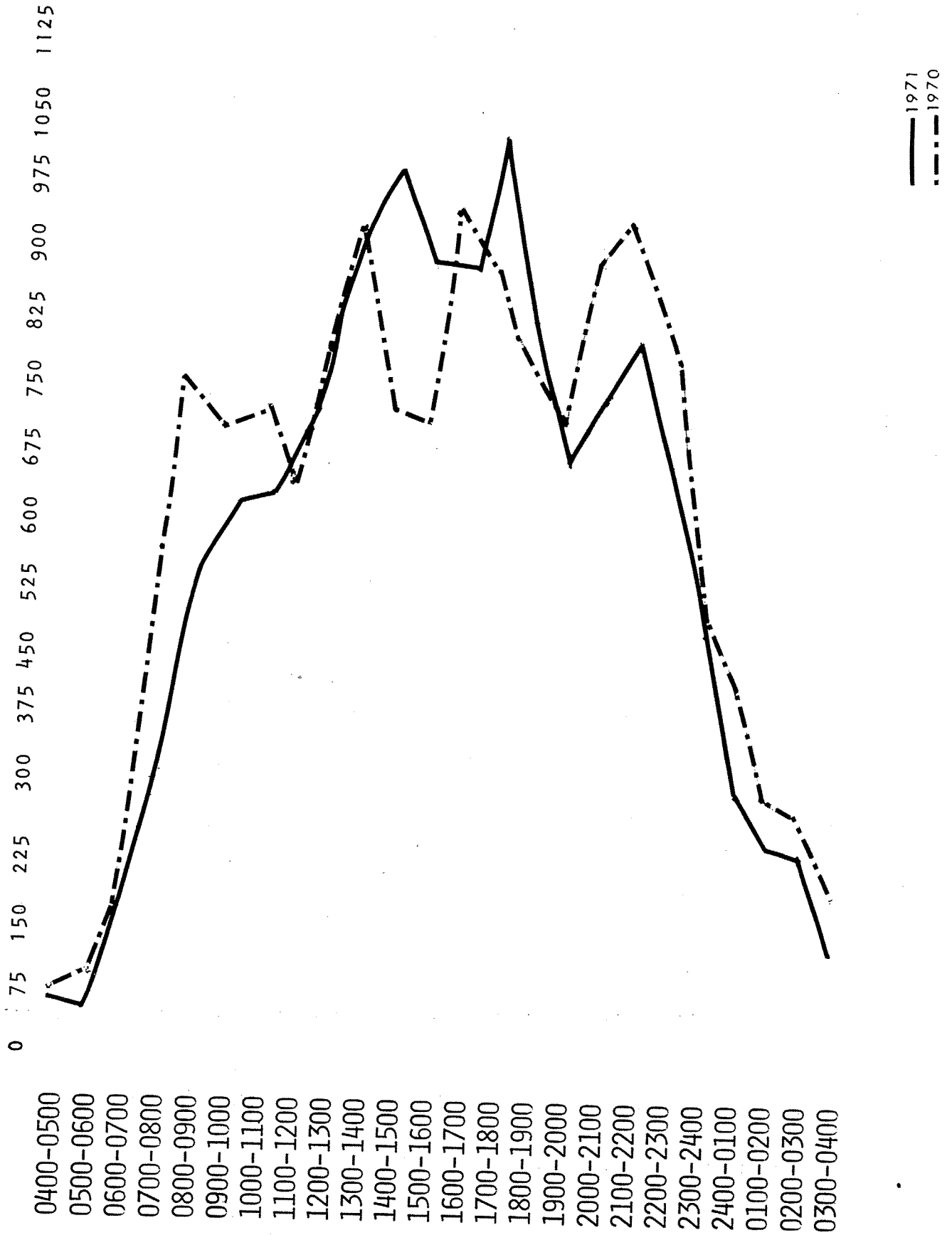
(for the period April 1, 1971 * thru December 31, 1971)

TOTAL ARRESTED	<u>614</u>
MALES	452
FEMALES	162
EXPERIMENTATION	
ADMITTED	325
DENIED	289
EXPERIMENTED WITH	
MARIJUANA	280
HALLUCINOGENS	143
STIMULANTS	94
DEPRESSANTS	57
OPIATES	41
WERE UNDER THE INFLUENCE OF DRUG(S) AT THE TIME OF ARREST	<u>28</u>
MARIJUANA	21
HALLUCINOGENS	5
STIMULANTS	4
DEPRESSANTS	6
OPIATES	0

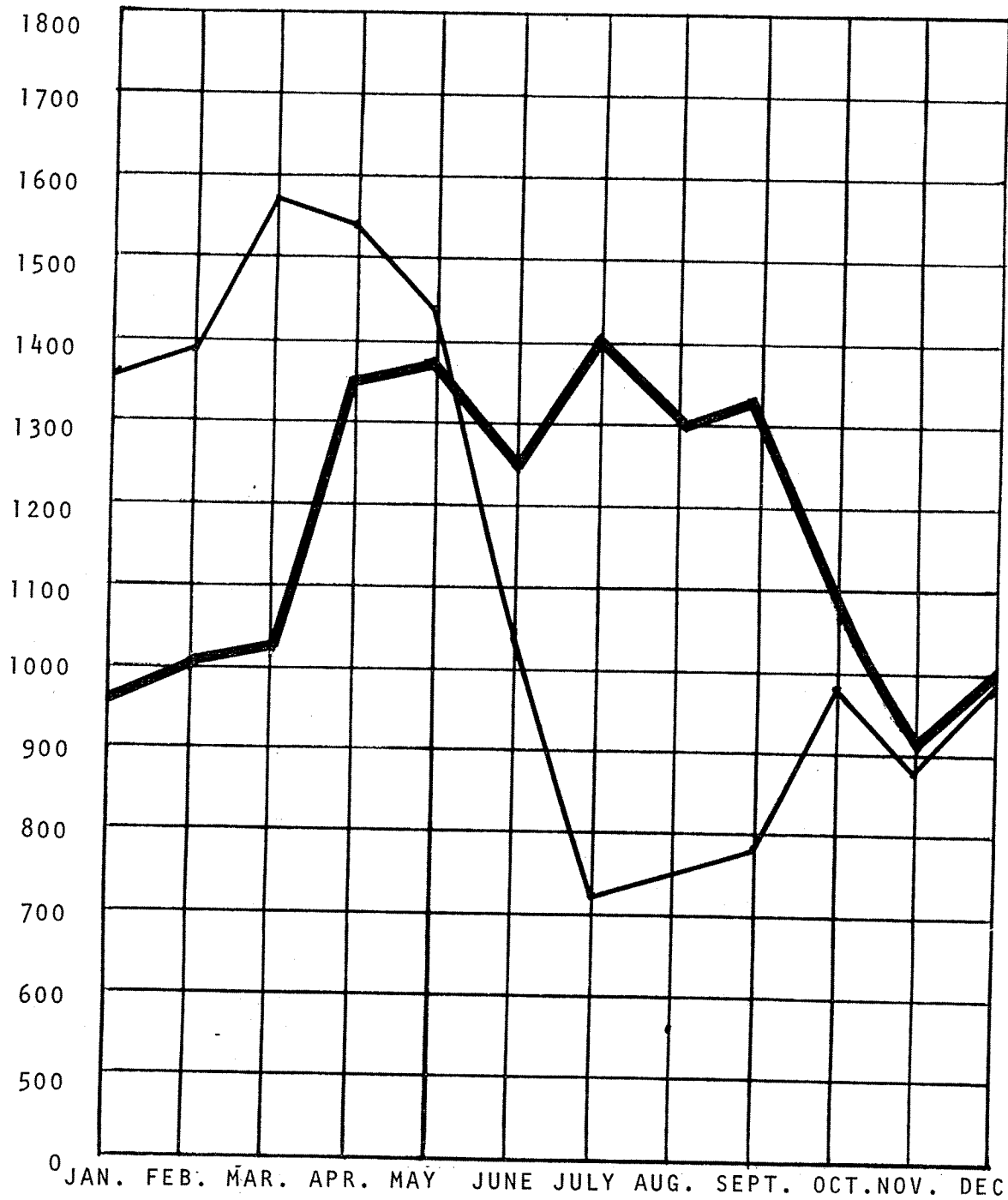
* Drug statistics were not compiled prior to April, 1971
The above is the tabulations of juveniles who admitted drug
experiment when they were arrested for other offenses.

OPERATIONS DIVISION

TRAFFIC CITATIONS BY HOUR OF THE DAY



CITATIONS BY MONTH
(traffic)
1970-1971



	(1971)		(1970)	
MOVING VIOLATIONS	13,341		14,037	
Adults	12,205		12,780	
Juveniles	1,136		1,257	
 PARKING VIOLATIONS	 267		 339	
WARNINGS	13,271		29,479	

MOTOR VEHICLE ACCIDENTS BY MONTH

	1971	1970	1969	1968	1967
JANUARY	119	116	78	96	76
FEBRUARY	116	87	64	69	61
MARCH	113	86	91	66	66
APRIL	100	106	81	79	57
MAY	97	91	64	71	59
JUNE	107	92	82	76	64
JULY	84	93	77	41	68
AUGUST	110	87	86	73	54
SEPTEMBER	114	103	126	81	60
OCTOBER	119	119	121	96	94
NOVEMBER	139	146	129	114	97
DECEMBER	183	146	163	109	108

MOTOR VEHICLE ACCIDENTS BY DAY OF WEEK

SUNDAY	119	118	80	79	73
MONDAY	176	168	171	135	108
TUESDAY	231	142	170	138	135
WEDNESDAY	222	187	189	140	140
THURSDAY	198	224	174	152	108
FRIDAY	264	263	213	205	159
SATURDAY	192	170	167	122	141

TRAFFIC ACCIDENTS

	1971	1970	1969	1968	1967
TOTAL REPORTED	1401	1272	1164	971	864
INVESTIGATED	1054	1004	1022	743	615
CITIZEN REPORT	347	268	142	228	249
FATALITIES	2	2	0	3	0
PERSONS INJURED	551	482	525	397	435
PEDESTRIAN	19	20	22	18	11
BICYCLE INVOLVED	22	19	22	7	10
HIT AND RUN	49	60	34	23	19

ESTIMATED ACCIDENT LOSSES

	<u>1971</u>	<u>1970</u>	<u>1969</u>	<u>1968</u>	<u>1967</u>
	\$889,204.	\$732,686.	\$691,617.	\$592,925.	\$428,341.

VIOLATIONS CAUSING GREATEST NUMBER OF ACCIDENTS

	1971	1970	1969	1968	1967
FAIL TO YIELD	32.2%	34.5%	33.2%	33.1%	33.3%
FOLLOW TOO CLOSE	8.0%	15.2%	15.7%	15.9%	15.3%

TRAFFIC ACCIDENTS

	1971	1970	1969	1968	1967
TOTAL REPORTED	1401	1272	1164	971	864
INVESTIGATED	1054	1004	1022	743	615
CITIZEN REPORT	347	268	142	228	249
FATALITIES	2	2	0	3	0
PERSONS INJURED	551	482	525	397	435
PEDESTRIAN	19	20	22	18	11
BICYCLE INVOLVED	22	19	22	7	10
HIT AND RUN	49	60	34	23	19

ESTIMATED ACCIDENT LOSSES

<u>1971</u>	<u>1970</u>	<u>1969</u>	<u>1968</u>	<u>1967</u>
\$889,204.	\$732,686.	\$691,617.	\$592,925.	\$428,341.

VIOLATIONS CAUSING GREATEST NUMBER OF ACCIDENTS

	1971	1970	1969	1968	1967
FAIL TO YIELD	32.2%	34.5%	33.2%	33.1%	33.3%
FOLLOW TOO CLOSE	8.0%	15.2%	15.7%	15.9%	15.3%

MISCELLANEOUS DEPARTMENT ACTIVITY

FIELD CONTACTS	
ADULTS AND JUVENILES	3,148
CALLS FOR SERVICE ANSWERED	22,647
FOLLOW UP INVESTIGATIONS	3,842
OPEN BUILDINGS DISCOVERED	3,956
BANK CHECKS MADE	11,260
VACATION HOUSE CHECKS MADE	24,283
CITY PARK CHECKS MADE	15,839
ASSISTS	21,866
BREATHALYZER EXAMINATIONS CONDUCTED	136

OFFICERS ASSAULTED

THE NUMBER OF FULL-TIME LAW ENFORCEMENT OFFICERS BELONGING TO OUR ORGANIZATION WHO WERE ASSAULTED IN THE LINE OF DUTY DURING THE YEAR BY USE OF THE FOLLOWING WEAPONS ARE:

	INJURY	NO INJURY	TOTAL
A. FIREARM.	0	6	6
B. KNIFE OR OTHER CUTTING INSTRUMENT.	0	0	0
C. OTHER DANGEROUS WEAPON	0	2	2
D. HANDS, FISTS, FEET, ETC.	1	12	13
TOTAL:	1	20	21

POLICE ASSAULTS AND KILLINGS IN OREGON AND WASHINGTON

FROM 1961 THROUGH 1971 THERE WERE THREE POLICE KILLINGS IN THE STATE OF WASHINGTON AND FIVE IN THE STATE OF OREGON. IN THE FIRST TWO AND ONE-HALF MONTHS OF 1972 THERE WAS ONE POLICE KILLING IN THE STATE OF WASHINGTON AND NONE IN THE STATE OF OREGON.

FOR ADDITIONAL INFORMATION, THE RATE OF ASSAULTS ON POLICE OFFICERS IN THE STATE OF WASHINGTON IN 1970 WAS 13 PER 100 OFFICERS: IN THE STATE OF OREGON, 20 PER 100 OFFICERS.

STAFF AND INSPECTION

DIVISION

THE STAFF AND INSPECTION DIVISION OF THE BELLEVUE POLICE DEPARTMENT BECAME OPERATIONAL ON NOVEMBER 1, 1970.

INITIALLY, SPACE FOR THE NEW DIVISION WAS LIMITED, BUT THIS WAS REMEDIED IN AUGUST OF 1971, WHEN THE DIVISION MOVED INTO A PORTABLE TYPE OFFICE AND CLASSROOM FACILITY LOCATED AT THE S.W. CORNER OF THE MUNICIPAL BUILDING.

THE STAFF AND INSPECTION DIVISION IS CHARGED WITH THE FOLLOWING BASIC RESPONSIBILITIES:

- IN-SERVICE TRAINING OF DEPARTMENT PERSONNEL
- PROVIDING PUBLIC INFORMATION, COMMUNITY RELATIONS AND SAFETY EDUCATION SERVICES
- PLANNING AND RESEARCH FOR FUTURE NEEDS
- ASSISTANCE WITH RECRUITING AND SELECTION OF PERSONNEL
- MAINTENANCE OF PERSONNEL RECORDS
- DEVELOPMENT OF DEPARTMENT MANUALS ON POLICY AND PROCEDURE
- INVESTIGATION OF COMPLAINTS MADE AGAINST MEMBERS OF THE DEPARTMENT
- INSPECTION OF ALL DEPARTMENT COMPONENTS

SPECIAL PROJECTS OF THE STAFF AND INSPECTION DIVISION DURING 1971 WERE THE PROMOTION AND ACQUISITION OF THE TRAINING FACILITY, AND THE INITIATION OF THE FORCED CHOICE PERSONNEL EVALUATION PROJECT.

STAFF AND INSPECTION DIVISION ACTIVITY

COMMUNITY RELATIONS PROGRAMS & PROJECTS CONT.	NUMBER	HOURS	NUMBER OF PERSONS
Lk. Wash. School Dist. Safety Council Meetings	9	13	
Strangers & Policemen as Friends (Pre-school/1st G)	25	12	1,800
Bicycle Safety Assemblies (All grades)	30	15	4,000
Rules To And From School (1st & 2nd grades)	20	10	900
Bicycle Rodeos	3	9	800
Rap Sessions - Junior High Schools	15	30	1,000
Rap Sessions - High Schools	9	23	500
Guest Speaking - Junior High Schools	13	16	600
Guest Speaking - High Schools	15	25	650
Police Department Tours	41	35	400
Interviews	40	50	80
Visitation to Lk. Hills Comm. Center and YMCA	15	35	400
TOTALS	278	320	13,130

